

TECHNICAL MANUAL

ORGANIZATIONAL, DS, GS, AND DEPOT MAINTENANCE
REPAIR PARTS AND SPECIAL TOOLS LISTS

**RADIOSONDE RECORDERS AN/TMQ-5,
AN/TMQ-5A, AN/TMQ-5B, AND AN/TMQ-5C**

HEADQUARTERS, DEPARTMENT OF THE ARMY

28 AUGUST 1970

TM 11-6660-204-25P RADIOSONDE RECORDERS AN/TMQ-5, AN/TMQ-5A,
AN/TMQ-5B, AND AN/TMQ-5C-1970

TECHNICAL MANUAL }
 No. 11-6660-204-25P }

HEADQUARTERS
 DEPARTMENT OF THE ARMY
 WASHINGTON, D. C., 28 August 1970

**Organizational, DS, GS, and Depot Maintenance
 Repair Park and Special Tools Lists**

**RADIOSONDE RECORDERS AN/TMQ-5, AN/TMQ-5A,
 AN/TMQ-5B, AND AN/TMQ-5C**

Current as of 1 May 1970

	Paragraph	Page
SECTION I . INTRODUCTION		
Scope	1	ii
General	2	ii
Explanation of columns	3	ii
Special information	4	iv
Location of repair parts	5	v
Federal supply codes for manufacturers	6	v
Reporting of equipment publication improvements	7	vi
II. PRESCRIBED LOAD ALLOWANCE		1
III. REPAIR PARTS FOR ORGANIZATIONAL MAINTENANCE		3
IV. SPECIAL TOOLS, TEST AND SUPPORT EQUIPMENT FOR ORGANIZATIONAL MAINTENANCE		6
V. REPAIR PARTS FOR DIRECT SUPPORT, GENERAL SUPPORT, AND DEPOT MAINTENANCE		7
VI. SPECIAL TOOLS, TEST AND SUPPORT EQUIPMENT FOR DIRECT SUPPORT, GENERAL SUPPORT, AND DEPOT MAINTENANCE (NOT APPLICABLE)		
VII. INDEX—FEDERAL STOCK NUMBER CROSS-REFERENCE TO FIGURE AND ITEM NUMBER OF REFERENCE DESIGNATION		29
VIII. INDEX—REFERENCE DESIGNATION CROSS-REFERENCE TO PAGE NUMBER		32

*This manual supersedes TM 11-6660-204-20P, 13 September 1960, including all changes, and TM-6660-204-35P, 29 June 1960, including all changes.

SECTION I

INTRODUCTION

1. Scope

This manual lists repair parts and special tools required for the performance of organizational, direct support, general support, and depot maintenance of the AN/TMQ-5, AN/TMQ-5A, AN/TMQ-5B, and AN/TMQ-5C.

2. General

This Repair Parts and Special Tools List is divided into the following sections:

a. Prescribed Load Allowance (PLA)—Section II. A composite listing of repair parts, special tools, test and support equipment having quantitative allowances for initial stockage at the organizational level.

b. Repair Parts for Organizational Maintenance—Section III. A list of repair parts authorized for the performance of maintenance at the organizational level.

c. Special Tools, Test and Support Equipment for Organizational Maintenance—Section IV. A list of special tools, test and support equipment authorized for the performance of maintenance at the organizational level.

d. Repair Parts for Direct Support, General Support, and Depot Maintenance—Section V. A list of repair parts authorized for the performance of maintenance at the direct support, general support, and depot level.

e. Special Tools, Test and Support Equipment for Direct Support, General Support, and Depot Maintenance—Section VI, Not applicable.

f. Index—Federal Stock Number Cross-Reference to Figure and Item Number or Reference Designation—Section VII. A list of Federal stock numbers in ascending numerical sequence, followed by a list of reference numbers appearing in ascending alpha-numeric sequence, cross-referenced to the illustration figure number and reference designation.

g. Index—Reference Designation Cross-Reference to Page Number—Section VIII. A list of

reference designations cross-referenced to page numbers.

3. Explanation of Columns

The following provides an explanation of columns in the tabular lists:

a. Source, Maintenance, and Recoverability Codes (SMR).

(1) Source code indicates the selection status and source for the listed item. Source codes are—

Code

Explanation

P —Repair parts which are stocked in or supplied from the GSA/DSA, or Army Supply system, and authorized for use at indicated maintenance categories,

P2 —Repair parts which are procured and stocked for insurance purposes because the combat or military essentiality of the end item dictates that a minimum quantity be available in the supply system.

P9 —Assigned to items which are NSA design controlled: unique repair parts, special tools, test, measuring and diagnostic equipment, which are stocked and supplied by the Army COMSEC logistic system, and which are not subject to the provisions of AR 380–41.

P10—Assigned to items which are NSA design controlled: special tools, test, measuring and diagnostic equipment for COMSEC support, which are accountable under the provisions of AR 380–41, and which are stocked and supplied by the Army COMSEC logistic system.

M —Repair parts which are not procured or stocked, but are to be manufactured at indicated maintenance levels.

A —Assemblies which are not procured or stocked as such, but are made up of two or more units. Such component units carry individual stock numbers and de-

<i>Code</i>	<i>Explanation</i>
	scriptions, are procured and stocked separately, and can be assembled to form the required assembly at indicated maintenance categories.
X	—Parts and assemblies which are not procured or stocked and the mortality of which normally is below that of the applicable end item or component. The failure of such part or assembly should result in retirement of the end item from the supply system.
X1	—Repair parts which are not procured or stocked. The requirement for such items will be filled by use of the next higher assembly or component.
X2	—Repair parts which are not stocked. The indicated maintenance category requiring such repair parts will attempt to obtain same through cannibalization. Where such repair parts are not obtainable through cannibalization, requirements will be requisitioned, with accompanying justification, through normal supply channels.
G	—Major assemblies that are procured with PEMA funds for initial issue only as exchange assemblies at DSU and GSU level. These assemblies will not be stocked above DS and GS level or returned to depot supply level.

(2) Maintenance code indicates the lowest category of maintenance authorized to install the listed item. The maintenance level codes are—

<i>Code</i>	<i>Explanation</i>
C.....	Operator/crew
O.....	Organizational maintenance
F.....	Direct support maintenance
H -- ----	General support maintenance
D-----	--Depot maintenance

(3) Recoverability code indicates whether unserviceable items should be returned for recovery or salvage. Items not coded are expendable. Recoverability y codes, are—

<i>Code</i>	<i>Explanation</i>
R	—Repair parts and assemblies that are economically repairable at DSU and GSU activities and are normally furnished by supply on an exchange basis.
S	—Repair parts and assemblies which are economically repairable at DSU and GSU activities and which normally are furnished by supply on an exchange basis. When items are determined by GSU to be uneconomically repairable, they will

<i>Code</i>	<i>Explanation</i>
	be evacuated to a depot for evaluation and analysis before final disposition.
T	—High dollar value recoverable repair parts which are subject to special handling and are issued on an exchange basis. Such repair parts normally are repaired or overhauled at depot maintenance activities.
U	—Repair parts specifically selected for salvage by reclamation units because of precious metal content, critical materials, or high dollar value reusable castings or castings.

b. Federal Stock Number. Indicates the Federal stock number assigned to the item and will be used for requisitioning purposes.

c. Description. Indicates the Federal item name and any additional description of the item required. The index number has been included as part of the description to aid in the location of “same as” items. A part number or other reference number is followed by the applicable five-digit Federal supply code for manufacturers in parentheses.

d. Unit of Measure (U/M). A two-character alphabetic abbreviation indicating the amount or quantity of the item upon which the allowances are based; e.g., ft, ea, pr, etc.

e. Quantity Incorporated in Unit. Indicates the quantity of the item used in the AN/TMQ-5, AN/TMQ-5A, AN/TMQ-5B, and AN/TMQ-5C. A “V” appearing in this column in lieu of a quantity indicates that a definite quantity cannot be indicated (e.g., shims, spacers, etc.). Subsequent appearances of the same item in the same assembly are indicated by the letter “REF”.

f. 15-Day Organizational Maintenance Allowances.

(1) The allowance columns are divided into four subcolumns. Indicated in each subcolumn opposite the first appearance of each item is the quantity of items authorized for the number of equipments supported. Subsequent appearances of the same item will have the letters “REF” in the allowance columns. Items authorized for use as required, but not for initial stockage, are identified with an asterisk in the allowance column.

(2) The quantitative allowances for organizational level of maintenance represents one initial prescribed load for a 15-day period for the number of equipments supported. Units and organi-

zations authorized additional prescribed loads will multiply the number of prescribed loads authorized by the quantity of repair parts reflected in the appropriate density column to obtain the total quantity of repair parts authorized.

(3) Organizational units providing maintenance for more than 100 of these equipments shall determine the total quantity of parts required by converting the equipment quantity to a decimal factor by placing a decimal point before the next to last digit of the number to indicate hundredths, and multiplying the decimal factor by the parts quantity authorized in the 51-100 allowance column. Example, authorized allowance for 51-100 equipments is 12; for 140 equipments multiply 12 by 1.40 or 16.80 rounded off to 17 parts required.

(4) Subsequent changes to allowances will be limited as follows: No change in the range of items is authorized. If additional items are considered necessary, recommendation should be forwarded to Commanding General, U.S. Army Electronics Command, ATTN: AMSEL-ME-NMP-EM, Fort Monmouth, N.J. 07703, for exception or revision to the allowance list. Revisions to the range of items authorized will be made by the USA ECOM National Maintenance Point based upon engineering experience, demand data, or TAERS information.

g. 30-Day DS/GS Maintenance Allowances.

NOTE

Allowances in GS Column are for GS maintenance only.

(1) The allowance columns are divided into three subcolumns. Indicated in each subcolumn, opposite the first appearance of each item, is the total quantity of items authorized for the number of equipments supported. Subsequent appearances of the same item will have the letters "REF" in the applicable allowance columns. Items authorized for use as required, but not for initial stockage, are identified with an asterisk in the allowance column.

(2) The quantitative allowances for DS/GS levels of maintenance will represent initial stockage for a 30-day period for the number of equipments supported.

(3) Determination of the total quantity of parts required for maintenance of more than 100 of these equipments can be accomplished by converting the equipment quantity to a decimal factor by placing a decimal point before the next to last digit of the number to indicate hundredths, and multiplying the decimal factor by the parts

quantity authorized in the 51-100 allowance column. Example, authorized allowance for 51-100 equipments is 40; for 150 equipments multiply 40 by 1.50 or 60 parts required.

h. 1-Year Allowances Per 100 Equipments/Contingency Planning Purposes. Indicates opposite the first appearance of each item the total quantity required for distribution and contingency planning purposes. The range of items indicates total quantities of all authorized items required to provide for adequate support of 100 equipments for one year.

i. Depot Maintenance Allowance Per 100 Equipments. Indicates opposite the first appearance of each item the total quantity authorized for depot maintenance of 100 equipments. Subsequent appearances of the same item will have the letters "REF" in the allowance column. Items authorized for use as required, but not for initial stockage, are identified with an asterisk in the allowance column.

j. Illustration.

(1) *Figure number.* Indicates the figure number of the illustration in which the item is shown.

(2) *Item number or reference designation.* Indicates the callout number or reference designation used to identify the item in the illustration.

4. Special Information

a. Identifications of the usable on codes of this publication are—

<i>Code</i>	<i>Used on</i>
1- - - - -	AN/TMQ-5
2- - - - -	AN/TMQ-5A
3 - - - - -	AN/TMQ-5B
4- - - - -	AN/TMQ-5C
5- - - - -	CY-1390/TMQ-5
6- - - - -	CY-1390A/TMQ-5
7- - - - -	MX-1482/TMQ-5, Order No. 3133-PL-51
8 - - - - -	MX-1482/TMQ-5, Order No. 19934-PL-55
9- - - - -	MX-1482/TMQ-5, Order No. 29116-PP-58
10- - - - -	C-834/TMQ-5
11- - - - -	C-834A/TMQ-5
12- - - - -	CV-146/TMQ-5
13- - - - -	CV-146A/TMQ-5
14- - - - -	PP-968/TMQ-5
15- - - - -	PP-968A/TMQ-5
16- - - - -	RD-88/TMQ-5
17- - - - -	RD-88A/TMQ-5
18- - - - -	RD-88B/TMQ-5
19- - - - -	R5-88C/TMQ-5

b. Repair parts mortality is computed from failure rates derived from experience factors with the individual parts in a variety of equipments. Variations in the specific application and periods of use of electronics equipment, the fragility of electronic piece parts, plus intangible material and quality factors intrinsic to the manufacture of electronic parts, do not permit mortality to be based on hours of end item use. However, long periods of continuous use under adverse conditions are likely to increase repair parts mortality.

c. The following publication pertains to the AN/TMQ-5, AN/TMQ-5A, AN/TMQ-5B, and AN/TMQ-5C and their components:

TM 11-6660-204-10 Operator's Manual: Radio-sonde Recorders AN/TMQ-5, AN/TMQ-5A, AN/TMQ-5B, and AN/TMQ-5C.

5. Location of Repair Parts

a. This manual contains two cross-reference indexes (sec. VII and VIII) to be used to locate a repair part when either the Federal stock number, reference number (manufacturer's part number), or reference designation is known. The first column in each index is prepared in numerical and/or alpha-numeric sequence in ascending order. Where a Federal stock number is not listed, refer to the reference number (manufacturer's part numbers) immediately following the Federal stock number.

b. When the Federal stock number is known, follow the procedures given in (1) and (2) below.

(1) Refer to the index of Federal stock numbers (sec. VII) and locate the Federal stock number. The FSN is cross-referenced to the applicable figure and reference designation.

(2) When the reference designation is determined, refer to the reference designation index (sec. VIII). The reference designations are listed in alpha-numeric ascending order and are cross-referenced to the page number on which they appear in the repair parts list (sec. III and V). Refer to the page number noted in the index and locate the reference designation in the repair parts list (col. 7b, Repair Parts for Organizational Maintenance or col. 10b, Repair Parts for Direct Support, General Support, and Depot Maintenance). If the word "REF" appears in the allowance column for the repair part, note the Federal stock number (col. 2) or manufacturer's part number (col. 3). Refer to the FSN index

and note the reference designation for that FSN or part number. Refer to the reference designation index and note the page number given for the reference designation. Refer to the page noted in the RPSTL (sec. III or V) and locate the reference designation in column 7b, Repair Parts for Organizational Maintenance or col. 10b, Repair Parts for Direct Support, General Support, and Depot Maintenance of the repair parts list.

c. When the reference designation is known, follow the procedures given in b (2) above.

d. When neither the FSN nor reference designation is known, identify the part in the illustration and follow directions given in c above or scrutinize column 3 of the repair parts lists (sec. III and V).

6. Federal Supply Codes for Manufacturers

<i>Code</i>	<i>Manufacture</i>
02660 -----	Amphenol Corp
07344	Bircher Co Inc
08232 ___ _.	Control Circuits Inc
21335 -... -.	Fafnir Bearing Co Div of Textron Inc
24446 .._.	General Electric Co
34855	Landers Frary and Clark
35529	Leeds and Northrup
37942 -----	Mallory PR and Co Inc
43334 -...-	New Departure-Hyatt Bearings Div of General Motors
45413 . . _.	Packardard Bell Electronics Corp Space and Systems Div
49956 -_.. _.	Raytheon Co Microwave & Power Tubes Div
57737 --...-	Sticht Herman H Co Inc
70903 ___ _.	Belden Mfg Co
71468 -...-	ITT Cannon Electric Inc
71700	Cornish Wire Co
71785 _-.. _.	Cinch Mfg Co & Howard B Jones Div
72619 .._.	Dialight Corp
72653 _-..	G C Electronics Co A Div of Hydrometals Inc
73138 -...-	Beckman Instruments Inc Helipot Div
73957 _...-	Groov-Pin Corp
74198 -...-	Quadriga Mfg Co
74417.....-	Walker Bros Co
74545 _-..	Hubbell Harvey Inc
74970 _-.. -.	Johnson E F Co
75543 .._.	Lavelle Rubber Co
75915 .._.	Littlefuse Inc
78553 . . _.	Tinnerman Products Inc
79136 ___	Waldes Kohinoor Inc
80063 .._.	Army Electronics Command
81349 .._.	Military Specifications
82866 _-...-	Research Products Corp
82877 _...-	Rotron Mfg Co Inc
83315 -...-	Hubbell Corp
90484 . . _.	ITT Wire and Cable Div
91146 _...-	ITT Cannon Electric Inc Salem Div
91929	Honeywell Inc Micro Switch Div
96906 -...-	Military Standards
97983 . . _.	Litton Systems Inc Litcom Div

**7. Reporting of Equipment Publication
Improvements**

The reporting of errors, omissions, and recommendations for improving this publication by the individual user is encouraged. Reports should be

submitted on DA Form 2028 (Recommended Changes to Publications) and forwarded direct to Commanding General, U.S. Army Electronics Command, ATTN: AMSEL-ME-NMP-EM, Fort Monmouth, N.J. 07703.

(1) FEDERAL STOCK NUMBER	(2) DESCRIPTION	USABLE ON CODE	(3) 15-DAY ORG MAINT ALLOWANCE			
			(A) 1-5	(B) 6-20	(C) 21-50	(D) 51-100
6660-503-0672	CABLE ASSEMBLY,SPECIAL PURPOSE, ELECTICAL CX-2339/U	1,2,3,4				2
6660-752-7794	COMPUTER,HUMIDITY-TEMPERATURE CP-223B/UM CABINET, ELECTRICAL EQUIPMENT CY-1390/TMQ-5; CY-1390A/TMQ-5	1,2,3,4			2	2
5305-206-5281	SCREW, MACHINE: SC-B-125709(80063)	5,6			2	2
6660-392-6304	SHIM: SC-B-12504 (80063) CABINET,SUBASSEMBLY ELECTRICAL EQUIPMENT MX-1482/TMQ-5	5,6,				2
5325-766-4822	LATCH,FASTENER: SC-B-125409 (80063) PANEL, CONTROL C-834/TMQ-5; C834A/TMQ-5	4				2
5330-263-7994	PACKING: 287-1037P3 (49956)	10,11				2
5905-392-5926	NUT,PLAIN, HEXAGONAL: SC-B-125117 (80063)	10,11				2
5925-521-0389	CIRCUIT BREAKER: 86G266B-2 (45413)	10,11			2	2
5925-682-4058	CIRCUIT BREAKER: AM12M6 (74193) (ORDER 29116-PP-58)	11			2	2
6240-223-9100	LAMP GLOW: NE-51 (24446) CONVERTER, SIGNAL DATA CV-146/TMQ-5; CV-146A/TMQ-5	10,11			2	2
5960-166-7663	ELECTRON TUBE: 12AU7 (81349)	12	2	2	4	7
5960-188-0933	ELECTRON TUBE: 12AY7(81349)	12,13		2	3	5
5960-193-5145	ELECTRON TUBE: 5751 (81349)	13	2	2	4	7
5960-262-0167	ELECTRON TUBE: 12AT7WA (81349)	12,13	2	3	7	13
5960-262-0210	ELECTRON TUBE: 2814A (81349)	13	2	2	4	7
5960-686-8087	SHIELD,ELECTRON TUBE: MS-24233-5 (81349)	12,13			2	2
5960-827-8782	ELECTRON TUBE: 12AX7 (81349)	12	2	3	9	16
5960-827-8782	ELECTRON TUBE: 12AX7 (81349) (ORDER 29116-PP-58)	13	2	2	3	6
6660-765-5419	CABLE ASSEMBLY, POWER ELECTRICAL: SC-B-125342 (80063) POWER SUPPLY PP-968/TMQ-5; PP-968A/TMQ-5	12,13				2
5920-235-8362	FUSE, CATRIDGE: 313.000 (75915)	14,15	2	2	3	6
5920-503-2203	FUSE, CARTRIDGE: 313.125 (75915)	14,15	2	2	3	6

(1) FEDERAL STOCK NUMBER	(2) DESCRIPTION	USABLE ON CODE	(3) 15-DAY ORG MAINT ALLOWANCE			
			(A) 1-5	(B) 6-20	(C) 21-50	(D) 51-100
5960-166-7644	ELECTRON TUBE: 6AS7G (81349)	14,15		2	3	5
5960-166-7676	ELECTRON TUBE: 6AU6WB (81349)	14,15		2	3	5
5960-167-0389	ELECTRON TUBE: 5651 (81349)	14,15	2	2	4	8
5960-284-5823	ELECTRON TUBE: 5R4WGB (81349)	14,15	2	2	4	8
5960-617-6097	ELECTRON TUBE: 6Y6GT (81349)	14,15		2	3	4
5960-669-6861	ELECTRON TUBE: 6005/6AQ5W (81349)	14,15	2	2	5	10
	RECORDER, FREQUENCY-TIME RD-88/TMQ-5; RD-88A,B,C/TMQ-5					
6240-057-2887	LAMP ML-27: SM-D-135852-19 (80063)	16,17,18,19		2	3	5
6250-159-1379	LAMPHOLDER: SM-B-133902(80063)	16,17,18,19				2
6660-292-2087	PAPER, GRAPH ML-432/TMQ-5: MIL-R-10882 (81349)	16,17,18			2	2
6660-537-7781	BALLPOINT NIB,ASSEMBLY: 054068 (35529)	16,17,18,19				2
6660-663-7917	PEN, RECORDER:SK-5320-598 (35529)	16,17,18,19				2
6660-682-6510	PAPER, GRAPH ML-432A/TMQ-5: SM-D-347544 (80063)	16,17,18,19			2	2
7510-270-6168	INK, WRITING: 125070 (35529)	16,17,18,19			2	2

SECTION III. REPAIR PARTS FOR ORGANIZATIONAL MAINTENANCE

(1) SMR CODE	(2) FEDERAL STOCK NUMBER	(3) DESCRIPTION	USABLE ON CODE	(4) UNIT OF MEAS	(5) QTY INC IN UNIT	(6) 15-DAY ORGANIZATIONAL MAINTENANCE ALW				(7) ILLUSTRATIONS (A) (B)	
						1-5	6-20	21-50	51-100	FIG NO	ITEM NO OR REFERENCE DESIGNATION
		REFERENCE NUMBER & MFR CODE									
	6660-324-9426	A001 RADIOSONDE RECORDER AN/TMQ-5: (THIS ITEM IS NONEXPENDABLE)									
	6660-393-2234	A002 RADIOSONDE RECORDER AN/TMQ-5A; AN/TMQ-5B (THIS ITEM IS NON EXPENDABLE)									
	6660-682-4500	A003 RADIOSONDE RECORDER AN/TMQ-5C (THIS ITEM IS NONEXPENDABLE)									
P-O	5975-296-0957	A004 ADAPTER, CABLE TO CONNECTOR: AN-3055-22-10 (81349)	1,2,3,4	EA	1	*	*	*	*		
P-O	6660-503-0672	A005 CABLE ASSEMBLY, SPECIAL PURPOSE ELECTRICAL CX-2339/U	1,2,3,4	EA	1	*	*	*	*	2	
P-O	6660-752-7794	A014 COMPUTER, HUMDITY-TEMPERATURE CP223B/UM	1,2,3,4	EA	2	*	*	2	2		
P-O	5940-861-7242	A030 FERRULE, ELECTRICAL CONDUCTOR: SM-B-145655 (80063)	4	EA	2	*	*	*	*		
		CABINET, ELECTRICAL EQUIPMENT CY-1390/TMQ-5 CY-1390A/TMQ-5									
P-O	5935-577-0091	A042 COVER, ELECTRICAL CONNECTOR: 2209-7 (71468)	5,6	EA	1	*	*	*			
P-O	5120-293-3603	A046 PIN STRAIGHTED, ELECTRON TUBE: 8655 (72653)	5,6	EA	1	*	*	*	*	2	MP103
P-O	5120-288-7812	A047 PIN STRAIGHTER, ELECTRON TUBE: SC-D-12701-13 (80063)	5,6	EA	1	*	*	*	*	2	MP104
P-O	5340-282-0782	A048 RING, RETAINING: 5100-25(79136)	5,6	EA	1	*	*	*	*		
P-O	5340-351-4753	A049 RING, RETAINING: SC-C-125701 (80063)	6	EA	3	*	*	*	*		
P-O	5340-664-2590	A050 RING, RETAINING: 5100-8TS-MD (79136)	5,6	EA	1	*	*	*	*		
P-O	5305-206-5281	A051 SCREW, MACHINE: SC-B-125706 (80063)	5,6	EA	16	*	*	2	2		
P-O	6660-392-6304	A052 SHIM: SC-B-125004 (80063)	5,6	EA	8	*	*	*	2		
P-O	6660-376-9560	A053 SPRING, HELICAL, COMPRESSION: SC-B-125733 (80063)	5,6	EA	1	*	*	*	*		
P-O	5940-539-0439	A054 STUD ASSEMBLY, GROUNDING: SM-B-133934 (80063)	6	EA	1	*	*	*	*		
P-O	5305-206-3401	A055 THUMBSCREW: SC-B-125732 (80063)	5,6	EA	1	*	*	*	*		
P-O	6660-392-9616	A056 VENT, AIR: SC-C-12734 (80063)	5,6	EA	1	*	*	*	*		
		CABINET SUBASSEMBLY ELECTRICAL EQUIPMENT MX-1482/TMQ-5									
P-O	5910-129-6260	A057 CAPACITOR, FIXED, PAPER DIELECTRIC: CP53B1EF105K (81349)	7,8,9	EA	1	*	*	*	*	20	C1
P-O	5935-149-3083	A058 CONNECTOR, RECEPTACLE, ELECTRICAL: SC-B-125413 (80063)	7,8,9	EA	1	*	*	*	*	20	P1
P-O	6105-376-2213	A059 FAN, MOTOR ASSEMBLY: SC-C-125415/2 (80063)	7,8	EA	1	*	*	*	*	20	B1
P-O	6660-711-5386	A060 FAN, CIRCULATING, PROPELLER: 12700-2 (82877)	9	EA	1	*	*	*	*	19	MP1
P-O	4130-937-1866	A061 FILTER AIR CONDITIONING: (CUT TO REQUIRED SIZE) 9200 (82866)	7,8,9	EA	1	*	*	*	*		
P-O	5325-766-4822	A062 LATCH, FASTENER: SC-B-125409 (80063)	9	EA	2	*	*	*	2		
P-O	6105-713-8244	A063 MOTOR, AC: 30101A (82877)	9	EA	1	*	*	*	*		
P-O	5930-655-1575	A064 SWITCH, TOGGLE: MS-35059-22 (81349)	7,8,9	EA	1	*	*	*	*	20	S1
P-O	5940-983-6082	A065 TERMINAL BOARD: 354-16-01-001 (71785)	7,8,9	EA	1	*	*	*	*	20	E1
P-O	5305-206-1085	A066 THUMBSCREW: SC-B-125408 (80063)	7,8,9	EA	2	*	*	*	*		
P-O	5335-274-5238	A067 WIRECLOTH: SC-B-125405 (80063)	7,8,9	EA	1	*	*	*	*	20	04

SECTION III. REPAIR PARTS FOR ORGANIZATIONAL MAINTENANCE (CONTINUED)

(1) SMR CODE	(2) FEDERAL STOCK NUMBER	(3) DESCRIPTION REFERENCE NUMBER & MFR CODE	USABLE ON CODE	(4) UNIT OF MEAS	(5) QTY INC IN UNIT	(6) 15-DAY ORGANIZATIONAL MAINTENANCE ALW				(7) ILLUSTRATIONS (A) (B)	
						1-5	6-20	21-50	(C) 51-100	(D) NO	FIG ITEM NO OR REFERENCE DESIGNATION
		PANEL, CONTROL C-834/TMQ-5; C-834A/TMQ-5									
P-O	5925-521-0389	A069 CIRCUIT BREAKER: 86G2666B-2 (45413)	10,11	EA	2	*	*	2	2	4	K201,K202
P-O	5925-682-4058	A070 CIRCUIT BREAKER: AM12M6 (74193) (ORDER 29116-PP-58)	11	EA	2	*	*	2	2	4	K201
P-O	5355-284-5172	A078 KNOB: SC-C-34953 (80063)	10,11	EA	2	*	*	*	*	3	E202,E203
P-O	5355-667-5972	A079 KNOB: 116-266 (74970)	10,11	EA	1	*	*	*	*	3	E204
P-O	6240-223-9100	A080 LAMP GLOW: NE-51 (24446)	10,11	EA	1	*	*	2	2		
P-O	6210-228-6031	A082 LENS, INDICATOR LIGHT: 53-993 (72619)	10,11	EA	1	*	*	*	*	3	E232
P-O	5965-284-6673	A084 LOUDSPEAKER, PERMANENT MAGNET: SC-B-125106 (80063)	10,11	EA	1	*	*	*	*	4	LS201
P-O	5905-392-5906	A086 NUT, PLAIN, HEXAGONAL: SC-B-125117 (80063)	10,11	EA	4	*	*	*	2		
P-O	5330-263-7994	A087 PACKING: 287-1037P3 (49956)	10,11	EA	4	*	*	*	2		
P-O	5840-510-1618	A088 PACKING PREFORMED: AN6227B5 (81349)	11	EA	4	*	*	*	2		
P-O	5335-377-0087	A122 COVER, LOUDSPEAKER: SC-B-125114 (80063)	10,11	EA	1	*	*	*	*		
		CONVERTER, SIGNAL DATA CV-146/TMQ-5; CV-146A/TMQ-5									
P-O	6660-765-5419	A123 CABLE ASSEMBLY, POWER ELECTRICAL: SC-B-125342 (80063)	12,13	EA	1	*	*	*	2	6	W301
P-O	5960-262-0210	A156 ELECTRON TUBE: 5814A (81349)	13	EA	2	2	2	4	7	6	V301,V303
P-O	5960-262-0167	A157 ELECTRON TUBE: 12A7WA (81349)	12,13	EA	4	2	3	7	13	6	V304 THRU V31
P-O	5960-166-7663	A158 ELECTRON TUBE: 12AU7 (81349)	12	EA	2	2	2	4	7	6	V301,V303
P-O	5960-827-8782	A159 ELECTRON TUBE: 12AX7 (81349)	12	EA	3	2	3	9	16	6	V302,V309,V31
P-O	5960-827-8782	159.1 ELECTRON TUBE: 12AX7 (81349) (ORDER 29116-PP-58)	13	EA	1	2	2	3	6	6	V309
P-O	5960-193-5145	A160 ELECTRON TUBE: 5751 (81349)	13	EA	2	2	2	4	7	6	V302,V310
P-O	5960-188-0933	A161 ELECTRON TUBE: 12AX7 (81349)	12,13	EA	1	*	2	3	5	6	V308
P-O	5325-682-2168	A162 GROMMET: 72002 (75543)	12,13	EA	2	*	*	*	*		
P-O	6125-330-9728	A163 INVERTER, VIBRATOR: STD-3338-2A (35529)	12,13	EA	1	*	*	*	*	6	G301
P-O	5960-686-8087		12,13	EA	10	*	*	2	2		
P-O	5930-655-1515	A218 SWITCH, TOGGLE: MS-35058-15 (81349)	12,13	EA	1	*	*	*	*	7	S301
		POWER SUPPLY PP-968/TMQ-5, PP-968A/TMQ-5									
P-O	5960-617-6097	A237 ELECTRON TUBE: 6Y6GT (81349)	14,15	EA	1	*	2	3	4	14	V402
P-O	5960-166-7663	A238 ELECTRON TUBE: SAME AS A158	14,15	EA	REF					14	V407
P-O	5960-166-7674	A239 ELECTRON TUBE: 6AS7G (81349)	14,15	EA	1	*	2	3	5	14	V409
P-O	5960-166-7676	A240 ELECTRON TUBE: 6AU6WB (81349)	14,15	EA	2	*	2	3	5	14	V403,V410
P-O	5960-167-0389	A241 ELECTRON TUBE: 5651 (81349)	14,15	EA	2	2	2	4	8	14	V404,V411
P-O	5960-669-6861	A242 ELECTRON TUBE: 6005/6AQ5W (81349)	14,15	EA	2	2	2	5	10	14	V405,V406
P-O	5960-284-5823	A243 ELECTRON TUBE: 5R4WGB (81349)	14,15	EA	2	2	2	4	8	14	V401,V408
P-O	5920-503-2203	A244 FUSE, CARTRIDGE: 313125 (75915)	14,15	EA	2	2	2	3	6	16	F401,F402
P-O	5920-235-8362	A245 FUSE, CARTRIDGE: 313.000 (75915)	14,15	EA	2	2	2	3	6	16	F403,F404
P-O	5945-376-9503	A264 RELAY, ARMATURE: SC-B-125239 (80063)	14,15	EA	1	*	*	*	*	14	K401
P-O	5960-273-2466	A295 RETAINER, ELECTRON TUBE: SM-D-133905-47 (80063)	15	EA	1	*	*	*	*		
P-O	5960-273-2432	A296 RETAINER, ELECTRON TUBE: 4YHAT (97983)	15	EA	3	*	*	*	*		
P-O	5960-669-9894	A297 RETAINER, ELECTRON TUBE: 5YHAT (97983)	15	EA	1	*	*	*	*		

SECTION III. REPAIR PARTS FOR ORGANIZATIONAL MAINTENANCE (CONTINUED)

(1) SMR CODE	(2) FEDERAL STOCK NUMBER	(3) DESCRIPTION	USABLE ON CODE	(4) UNIT OF MEAS	(5) QTY INC IN UNIT	(6) 15-DAY ORGANIZATIONAL MAINTENANCE ALW				(7) ILLUSTRATIONS	
		REFERENCE NUMBER & MFR CODE				(A) 1-5	(B) 6-20	(C) 21-50	(D) 51-100	(A) FIG NO	(B) ITEM NO OR REFERENCE DESIGNATION
P-O	5960-280-4683	A298 RETAINER, ELECTRON TUBE: 2C (07344)	14,15	EA	1	*	*	*	*		
P-O	5960-280-4684	A299 RETAINER, ELECTRON TUBE: 2D (07344)	14,15	EA	2	*	*	*	*		
P-O	5960-270-3326	A300 RETAINER, ELECTRON TUBE: 926C-44 (07344) (USED IN EQUIPMENT SERIAL NOS. 1 THRU 25 ONLY)	14	EA	4	*	*	*	*		
P-O	5960-280-4682	A301 RETAINER, ELECTRON TUBE: 2B (07344)	14,15	EA	2	*	*	*	*		
P-O	5960-223-5970	A302 RETAINER, ELECTRON TUBE: 4HAT (97983) (USED IN EQUIPMENT STARTING WITH SERIAL NO. 26)	14	EA	3	*	*	*	*		
P-O	5960-378-3261	A303 RETAINER, ELECTRON TUBE: 5HAT (97983) (USED IN EQUIPMENT STARTING WITH/SERIAL NO. 26)	14,15	EA	1	*	*	*	*		
P-O	5960-686-8085	A304 SHIELD, ELECTRON TUBE: MS-24233-2 (81349)	14,15	EA	2	*	*	*	*		
P-O	6130-373-2834	A308 SPACER: SC-B-125227 (80063) (ORDER 29116-PP-58)	15	EA	4	*	*	*	*		
		RECORDER, FREQUENCY-TIME RD-88/TMQ-5; RD-88A/B,C/TMQ-5									
P-O	6660-663-7914	A311 ARM, RECORDER, PEN: SC-B-125594 (80063)	16,17,18,1	EA	1	*	*	*	*		
P-O	6660-537-7781	A312 BALL POINT NIB, ASSEMBLY: 054068 (35529)	16,17,18,1	EA	1	*	*	*	*		2
P-O	5930-697-2169	A313 SWITCH, ROTARY: SC-A-33898 (80063)	17,18,19	EA	1	*	*	*	*		
P-O	5305-206-5555	A329 BOLT, SHOULDER: SC-B-125615 (80063)	19	EA	2	*	*	*	*		
P-O	5340-392-8433	A342 CATCH, FASTENER: SC-B-125532 (80063)	16,17,18,1	EA	1	*	*	*	*		
P-O	6660-788-2133	A343 CHART WEIGHT ASSEMBLY: SC-C-125081 (80063)	16,17,18,1	EA	1	*	*	*	*		
P-O	5935-223-0577	A344 CLAMP, ELECTRICAL: AN-3057-4 (81349)	17	EA	1	*	*	*	*		
P-O	6660-712-8431	A345 CLAMP: SC-B-125608 (80063)	19	EA	1	*	*	*	*		
P-O	6660-373-2843	A346 CLIP: SC-C-125084 (80063)	16,17,18,1	EA	1	*	*	*	*		
P-O	7510-270-6168	A388 INK, WRITING: 125070 (35529)	16,17,18,1	EA	1	*	*	2	2		
P-O	5355-667-6260	A389 KNOB: SM-B-133945 (80063)	16,17,18,1	EA	1	*	*	*	*		
P-O	5355-521-6546	A390 KNOB: SC-B-125517-2 (80063)	16,17	EA	1	*	*	*	*		
P-O	5355-330-5679	A391 KNOB: SC-B-124417-1 (80063)	16,17	EA	1	*	*	*	*		
P-O	5355-519-7643	A392 KNOB: SM-B-133923 (80063)	18,19	EA	2	*	*	*	*		
P-O	5355-667-6073	A393 KNOB: SC-B-125559 (80063)	16,17,18	EA	2	*	*	*	*		
P-O	5355-284-5196	A394 KNOB: SC-B-125534 (80063)	16,17,18,1	EA	1	*	*	*	*		
P-O	6240-057-2887	A395 LAMP LM-27: SM-D-135852-19 (80063)	16,17,18,1	EA	4	*	2	3	5		
P-O	6250-159-1379	A396 LAMPHOLDER: SM-B-133902 (80063)	16,17,18,1	EA	4	*	*	*	2	11	J501 THRU J504
P-O	6660-292-2087	A415 PAPER, GRAPH ML-432/TMQ-5: MIL-R-10882 (81349)	16,17,18	EA	1	*	*	2	2		
P-O	6660-682-6510	A416 PAPER, GRAPH: ML-347544 (80063)	16,17,18,1	EA	1	*	*	2	2		
P-O	6660-663-7917	A418 PEN, RECORDER: SK-5230-598 (35529)	16,17,18,1	EA	1	*	*	*	2	10	0551
P-O	6660-513-0089	A439 ROLLER: SM-B-133884 (80063)	18	EA	4	*	*	*	*		
P-O	6660-663-4711	A440 ROLLER, RECORDING INSTRUMENT CHART: SC-C-125678 (80063)	16,17,18	EA	1	*	*	*	*	10	0567
P-O	6660-322-4639	A441 SCALE: SC-B-125510 (80063)	16,17,18,1	EA	1	*	*	*	*	10	N501
P-O	2090-370-3725	A461 SHELF, DESK: SC-D-125505 (80063)	16,17,18,1	EA	1	*	*	*	*	1	A519

SECTION IV. SPECIAL TOOLS, TEST & SUPPORT EQUIPMENT FOR ORGANIZATIONAL				MAINTENANCE							
(1)	(2)	(3)		(4)	(5)	(6)				(7)	
SMR	FEDERAL	DESCRIPTION		UNIT	QTY	15-DAY ORGANIZATIONAL				ILLUSTRATIONS	
CODE	STOCK			OF	INC	MAINTENANCE ALW				(A)	(B)
	NUMBER			MEAS	IN	(A)	(B)	(C)	(D)	FIG	ITEM NO
		REFERENCE NUMBER & MFR CODE		USABLE ON	UNIT	1-5	6-20	21-50	51-100	NO	OR REFERENCE
				CODE							DESIGNATION
P-O	5120-293-1839	A513 WRENCH, OPEN END, FIXED: SC-B-125071 (80063)		16,17,18,19	EA	2	*	*	*	*	
P-O	5120-236-2140	A514 SCREWDRIVER: SC-A-4225 (80063)		16,17,18,19	EA	1	*	*	*	*	

SECTION V. REPAIR PARTS FOR DIRECT SUPPORT, GENERAL SUPPORT, AND DEPOT MAINTENANCE												
(1)	(2)	(3)	(4)	(5)	(6)	(7)	(8)	(9)	(10)			
SMR	FEDERAL	DESCRIPTION	UNIT	QTY	30-DAY DS MAINT	30-DAY GS MAINT	1 YR	DEPOT	ILLUSTRATIONS			
CODE	STOCK		OF	INC	ALLOWANCE	ALLOWANCE	ALW PER	MAINT	(A)	(B)	(A) (B)	
	NUMBER	REFERENCE NUMBER & MFR. CODE	MEAS	UNIT	(A) (B) (C)	(A) (B) (C)	EQUIP	100	FIG	ITEM	NO OR	
			USABLE ON		1-20 21-50 51-100	1-20 21-50 51-100	CNTG	100	NO	REFERENCE	DESIGNATION	
			CODE				100	EQUIP				
	6660-324-9426	A001 RADIOSONDE RECORDER AN/TMQ-5: (THIS ITEM IS NONEXPENDABLE)										
	6660-393-2234	A002 RADIOSONDE RECORDER AN/TMQ-5A; AN/TMQ-5B: (THIS ITEM IS NONEXPENDABLE)										
	6660-682-4500	A003 RADIOSONDE RECORDER AN/TMQ-5C: (THIS ITEM IS NONEXPENDABLE)										
		RADIOSONDE RECORDER, AN/TMQ-5; AN/TMZ-5A, AN/TMQ-5B, AN/TMQ-5C										
P-O	5975-296-0957	A004 ADAPTER, CABLE TO CONNECTOR: AN-3055-22-10; (81349)	1,2,3,4	EA	1	*	*	*	*	*	5 5	
P-O	6660-503-0672	A005 CABLE ASSEMBLY, SPECIAL PURPOSE, ELECTRICAL CX-2339/U	1,2,3,4	EA	1	*	2	2	*	*	2 12 10	
P-F	6145-283-9635	A006 CABLE, POWER, ELECTRICAL: 18102; (70903)	3	FT	1	*	*	1	*	*	1 12 10	
P-F	6145-188-3650	A007 CABLE, POWER, ELECTRICAL: 71-4945; (81349)	1,2,3	FT	2	*	*	2	*	*	2 24 20	
P-F	6145-284-0087	A008 CABLE, POWER, ELECTRICAL: SC-B-68205; (80063)	1,2,3	FT	9	9	18	27	10	27	54 585 270	
P-F	6145-284-0579	A009 CABLE, ELECTRICAL: SK-5320-610; (71700)	4	FT	9	9	18	27	10	27	54 585 270	
P-F	6145-162-7915	A010 CABLE, SPECIAL PURPOSE, ELECTRICAL: MIL-C-3883; (81349)	1,2,3	FT	11	11	22	33	22	39	66 847 330	
P-F	6145-537-2267	A011 CABLE, SPECIAL PURPOSE, ELECTRICAL: 2S-R728U-UB2; (90484)	4	FT	9	9	18	27	10	27	54 585 270	
P-F	6145-635-5007	A012 CABLE, SPECIAL PURPOSE, ELECTRICAL: 9017; (74417)	1,2,3,4	FT	36	108	180	360	180	360	648 7920 1080	
P-F	6145-682-3504	A013 CABLE, ELECTRICAL: 63-2002-7235; (34855)	4	FT	7	7	11	18	7	21	35 371 210	
P-O	6660-752-7794	A014 COMPUTER, HUMIDITY TEMPERATURE CP-223B/UM	1,2,3,4	EA	2	*	2	2	*	2	2 19 20	
P-F	5935-173-5906	A015 CONNECTOR, RECEPTACLE, ELECTRICAL: DPB-B-14-33S; (71468)	1,2,3,4	EA	5	*	2	2	2	2	2 33 60	
P-F	5935-821-5542	A016 CONNECTOR, PLUG, ELECTRICAL: MIL-C-5015D; (81349)	1,2,3,4	EA	1	*	*	2	*	*	2 13 12	
P-F	5935-498-0772	A017 CONNECTOR, PLUG, ELECTRICAL: AN3106A-12S-3P; (81349)	1,2,3,4	EA	1	*	*	2	*	*	2 8 10	
P-F	5935-259-0065	A018 CONNECTOR, PLUG, ELECTRICAL: AN-3106A-20-7S; (81349)	1,2,3,4	EA	1	*	*	2	*	*	2 8 10	
P-F	5935-149-4013	A019 CONNECTOR, PLUG, ELECTRICAL: 7057; (83315)	1,2	EA	1	*	*	2	*	*	2 8 10	
P-F	5935-149-3054	A020 CONNECTOR, PLUG, ELECTRICAL: 7101; (83315)	1,2	EA	1	*	*	2	*	*	2 8 10	
P-F	5935-503-9798	A021 CONNECTOR, PLUG, ELECTRICAL: 9955; (83315)	3	EA	1	*	*	2	*	*	2 8 10	
P-F	5935-429-5511	A022 CONNECTOR, PLUG, ELECTRICAL: 7102; (83315)	1,2,3	EA	1	*	*	2	*	*	2 8 10	

SECTION V. REPAIR PARTS FOR DIRECT SUPPORT, GENERAL SUPPORT, AND DEPOT MAINTENANCE													
(1)	(2)	(3)	(4)	(5)	(6)	(7)	(8)	(9)	(10)				
SMR	FEDERAL	DESCRIPTION	UNIT	QTY	30-DAY DS	30-DAY GS	1 YR	DEPOT	ILLUSTRATIONS				
CODE	STOCK	REFERENCE NUMBER & MFR. CODE	OF	INC IN	ALLOWANCE	ALLOWANCE	ALW	MAINT	(A)	(B)			
	NUMBER		MEAS	UNIT	(A)	(B)	PER	PER	NO	ITEM	OR		
					1-20	21-50	100	100	FIG	NO	REFERENCE		
			USABLE ON		(C)	(C)	EQUIP	EQUIP		DESIGNATION			
			CODE		51-100	51-100	CNTG	100					
							GY						
P-F	5935-283-7104	A023 CONNECTOR, RECEPTACLE, ELECTRICAL: DPB-14-34P; (71468)	EA	5	2	2	3	2	2	2	42	54	
P-F	5935-295-3326	A024 CONNECTOR, RECEPTACLE, ELECTRICAL: DPP-B28-33S; (71468)	EA	1	*	2	2	*	2	2	18	18	
P-F	5935-295-3326	A025 CONNECTOR, RECEPTACLE, ELECTRICAL: SAME AS A024	EA	1	REF	REF	REF	REF	REF	REF	REF	REF	
P-F	5935-518-9653	A026 CONNECTOR, PLUG, ELECTRICAL: MS-91184; (81349)	EA	1	*	*	2	*	*	2	8	10	
P-F	5935-373-3696	A027 COVER, CONNECTOR: 7521; (74545)	EA	1	*	*	*	*	*	*	4	4	
P-F	6660-714-3380	A028 CURSOR: SC-C-21642; (80063)	EA	1	*	*	*	*	*	*	4	4	
P-F	5975-392-8711	A029 FERRULE, ELECTRICAL CONDUCTOR: 9769-4; (02660)	EA	2	*	*	*	*	*	*	5	10	
P-O	5940-861-7242	A030 FERRULE, ELECTRICAL CONDUCTOR: SM-B-145655; (80063)	EA	2	*	*	*	*	*	*	5	10	
P-F	5305-322-4541	A031 NUT: SC-B-21644; (80063)	EA	1	*	*	*	*	*	*	5	5	
P-F	5310-682-5853	A032 NUT: SC-B-21645; (80063)	EA	1	*	*	*	*	*	*	5	5	
P-F	5935-392-6274	A033 SHELL, ELECTRICAL, CONNECTOR: DPD-33-J/3; (71468)	EA	1	*	*	*	*	*	*	4	3	
P-F	5935-630-4097	A034 SHELL, ELECTRICAL, CONNECTOR: DP347/8JCTN-12712; (71468)	EA	1	*	*	*	*	*	*	4	3	
P-F	5935-392-6276	A035 SHELL, ELECTRICAL, CONNECTOR: DPB-34; (71468)	EA	5	*	2	2	*	*	2	12	15	
P-F	5935-392-6277	A036 SHELL, ELECTRICAL, CONNECTOR: DPB-33; (71468)	EA	5	*	2	2	*	*	2	12	15	
P-F	5935-821-5542	A037 CONNECTOR, PLUG, ELECTRICAL: SAME AS A016	EA	1	REF	REF	REF	REF	REF	REF	REF	REF	
P-F	6145-283-9446	A038 WIRE ELECTRICAL: 8412; (70903)	FT	3	*	*	2	*	*	2	24	12	
P-F	5935-280-1874	CABINET, ELECTRICAL EQUIPMENT CY-1390/TMQ-5; CY-1390A/TMQ-5	EA	1	*	*	*	*	*	*	5	6	2 J101
P-F	5935-173-5906	A040 CONNECTOR, RECEPTACLE, ELECTRICAL: SAME AS A015	EA	3	REF	REF	REF	REF	REF	REF	REF	REF	2 J102,J103,J104
P-F	5935-295-3326	A041 CONNECTOR, RECEPTACLE, ELECTRICAL: SAME AS A024	EA	2	REF	REF	REF	REF	REF	REF	REF	REF	2 J105
P-O	5935-577-0091	A042 COVER, ELECTRICAL CONNECTOR: 2209-7; (71468)	EA	1	*	*	*	*	*	*	4	4	
P-F	6660-298-9595	A043 GASKET: SK5320-169; (35529)	EA	1	*	*	*	*	*	*	5	20	
P-F	5310-298-6545	A044 GASKET: SC-B-125710; (80063)	EA	1	*	*	*	*	*	*	5	20	
P-F	5330-297-5286	A045 GASKET: SC-C-125731; (80063)	EA	1	*	*	*	*	*	*	5	20	
P-O	5120-293-3603	A046 PIN STRAIGHTNER, ELECTRON TUBE: 8655; (72653)	EA	1	*	*	*	*	*	*	4	3	2 MP103

SECTION V. REPAIR PARTS FOR DIRECT SUPPORT, GENERAL SUPPORT, AND DEPOT MAINTENANCE (CONTINUED)																	
(1)	(2)	(3)	(4)	(5)	(6)			(7)			(8)	(9)	(10)				
SMR	FEDERAL	DESCRIPTION	UNIT	QTY	INC	IN	30-DAY	DS	MAINT	30-DAY GS MAINT			1 YR	DEPOT	ILLUSTRATIONS		
CODE	STOCK	REFERENCE NUMBER & MFR. CODE	OF	INC	UNIT	ALLOWANCE	ALLOWANCE	ALLOWANCE	ALLOWANCE	(A)	(B)	(C)	ALW	PER	MAINT	(A)	(B)
	NUMBER		MEAS			(A)	(B)	(C)	(A)	(B)	(C)	CNTG	100	PER	FIG	NO	OR
			USABLE ON			1-20	21-50	51-100	1-20	21-50	51-100	GY	EQUIP	100			ITEM NO OR
			CODE											EQUIP			REFERENCE
																	DESIGNATION
P-O	5120-288-7812	A047 PIN STRAIGHTNER, ELECTRON TUBE: SC-D-125701-13; (80063)	EA	1	*	*	*	*	*	*	*	4	3	2			MP104
P-O	5340-282-0782	A048 RING, RETAINING: 5100-25; (79136)	EA	1	*	*	*	*	*	*	*	4	4				
P-O	5340-351-4735	A049 RING, RETAINING: SC-C-125707-1; (ORDER 29116-PP-58) (80063)	EA	3	*	*	2	*	*	2	8	12					
P-O	5340-664-2590	A050 RING, RETAINING: 5100-8TS-MD; (79136)	EA	1	*	*	*	*	*	*	4	4					
P-O	5305-206-5281	A051 SCREW, MACHINE: SC-B125709; (80063)	EA	16	*	2	2	*	2	2	28	80					
P-O	6660-392-6304	A052 SHIM: SC-B-125004; (80063)	EA	8	*	2	2	*	2	2	16	24					
P-O	6660-376-9560	A053 SPRING, HELICAL, COMPRESSION: SC-B-125733; (80063)	EA	1	*	*	2	*	*	2	8	5					
P-O	5940-539-0439	A054 STUD ASSEMBLY, GROUNDING: SM-B-133934; (80063) (ORDER 29116-PP-58)	EA	1	*	*	*	*	*	*	5	6					
P-O	5305-206-3401	A055 THUMBSCREW: SC-B-125732; (80063)	EA	1	*	*	*	*	*	*	5	5					
P-O	6660-392-9616	A056 VENT, AIR: SC-C-125734; (80063)	EA	1	*	*	*	*	*	*	5	5	2			0114	
		CABINET, SUBASSEMBLY ELECTRICAL EQUIPMENT MX-1482/TMQ-5															
P-O	5910-129-6260	A057 CAPACITOR, FIXED, PAPER DIELECTRIC: CP53B1EF105K; (81349)	EA	1	*	2	2	*	2	2	22	40	20			C1	
P-O	5935-149-3083	A058 CONNECTOR, RECEPTACLE, ELECTRICAL: SC-B-125413; (80063)	EA	1	*	*	*	*	*	*	5	6	20			P1	
P-O	6105-376-2213	A059 FAN, MOTOR ASSEMBLY: SC-C-125415; (80063)	EA	1	*	*	2	*	*	2	8	3	20			B1	
P-O	6660-711-5386	A060 FAN, CIRCULATING, PROPELLER: 12700-2; (82877)	EA	1	*	*	2	*	*	2	8	3	19			MP1	
P-O	4130-937-1866	A061 FILTER AIR CONDITION: CUT TO REQUIRED SIZE: 9200; (82866)	EA	*	*	*	*	*	*	*	5	5					
P-O	5325-766-4822	A062 LATCH, FASTENER: SC-B-125409; (80063)	EA	2	*	2	2	*	*	2	13	10					
P-O	6105-713-8244	A063 MOTOR, AC: 30101A; (82877)	EA	1	*	*	2	*	*	2	8	4					
P-O	5930-655-1575	A064 SWITCH, TOGGLE: MS35059-22; (81349)	EA	1	*	*	*	*	*	*	5	15	20			S1	
P-O	5940-983-6082	A065 TERMINAL BOARD: 354-16-01-001; (71785)	EA	1	*	*	*	*	*	*	4	5	20			E1	
P-O	5305-206-1085	A066 THUMBSCREW: SC-B-125408; (80063)	EA	2	*	*	2	*	*	2	10	10					
P-O	5335-274-5238	A067 WIRE CLOTH: SC-B-125405; (80063)	EA	1	*	*	*	*	*	*	4	4	20			04	
		PANEL, CONTROL C-834/TMQ-5; C-834A/TMQ-5															
P-F	4730-274-3888	A068 BUSHING, MACHINE THREAD: UB-241; (37942)	EA	1	*	*	*	*	*	*	5	5					
P-O	5925-521-0389	A069 CIRCUIT BREAKER: 86G2666B-2; (45413)	EA	2	*	2	2	*	2	2	19	10	4			K201, K202	

SECTION V. REPAIR PARTS FOR DIRECT SUPPORT, GENERAL SUPPORT, AND DEPOT MAINTENANCE (CONTINUED)																	
(1)	(2)	(3)	(4)	(5)	(6)			(7)			(8)	(9)	(10)				
SMR	FEDERAL	DESCRIPTION	UNIT	QTY	INC	IN	30-DAY	DS	MAINT	30-DAY GS MAINT			1 YR	DEPOT	ILLUSTRATIONS		
CODE	STOCK	REFERENCE NUMBER & MFR. CODE	OF	INC	UNIT	ALLOWANCE	ALLOWANCE	ALLOWANCE	ALLOWANCE	ALLOWANCE	ALLOWANCE	EQUIP	ALW	PER	FIG	(A)	(B)
	NUMBER		MEAS			(A)	(B)	(C)	(A)	(B)	(C)	CNTG	100	100	NO	NO	OR
			USABLE ON			1-20	21-50	51-100	1-20	21-50	51-100	GY	EQUIP	EQUIP		REF	DESIGNATION
P-O	5925-682-4058	A070 CIRCUIT BREAKER: AML2M6; (74193) (ORDER 29116-PP-58)	EA	2	*	2	2	2	*	2	2	19	10	4			K201
P-F	5935-283-7104	A071 CONNECTOR, RECEPTACLE, ELECTRICAL: SAME AS A023	EA	2	REF	REF	REF	REF	REF	REF	REF	REF	REF	5			P201,P202
P-F	5930-392-5716	A072 COVER, ELECTRICAL, SWITCH: SC-B-125128; (80063)	EA	1	*	*	*	*	*	*	*	4	4				
P-F	6660-378-5329	A073 GASKET: SC-B-125115; (80063)	EA	2	*	2	2	2	2	2	2	19	40				
P-F	5325-174-5317	A074 GROMMET: AN931-3-5; (81349)	EA	1	*	*	*	*	*	*	*	5	5				
P-F	5340-209-7541	A075 HINGE, BUTT: SC-B-125113; (80063)	EA	1	*	*	*	*	*	*	*	5	5				
P-F	5970-322-5244	A076 INSULATOR, PLATE: SM-B-125127; (80063)	EA	1	*	*	*	*	*	*	*	4	5				
P-F	5970-376-9811	A077 INSULATOR, PLATE: SC-B-125121; (80063)	EA	1	*	*	*	*	*	*	*	4	5				
P-O	5355-284-5172	A078 KNOB: SC-C-34953; (80063)	EA	2	*	*	2	*	*	2	10	6	3				E202,E203
P-O	5355-667-5972	A079 KNOB: 116-266; (74970)	EA	1	*	*	*	*	*	*	*	5	3	3			E204
P-O	6240-223-9100	A080 LAMP, GLOW: NE-51; (24446)	EA	1	2	2	3	2	2	2	33	100					
P-F	6210-635-4377	A081 LAMPHOLDER: 53408-9; (72619) (ORDER 29116-PP-58)	EA	1	*	*	2	*	*	2	8	5					
P-O	6210-228-6031	A082 LENS, INDICATOR LIGHT: 53-993; (72619)	EA	1	*	*	2	*	*	2	8	5	3				E232
P-F	6210-834-3628	A083 LIGHT, INDICATOR: 91408; (72619)	EA	1	*	*	2	*	*	2	8	10	4				X1201
P-O	5965-284-6673	A084 LOUDSPEAKER, PERMANENT MAGNET: SC-B-125106; (80063)	EA	1	*	*	*	*	*	*	5	5	4				LS201
P-F	6625-255-5814	A085 METER, ELECTRICAL, FREQUENCY: AS369-S; (57737)	EA	1	*	*	*	*	*	*	5	5	3,4				M201
P-O	5905-392-5926	A086 NUT, PLAIN, HEXAGONAL: SC-B-125117; (80063)	EA	4	*	2	2	*	2	2	16	20					
P-O	5330-263-7994	A087 PACKING: 287-1037P3; (49956)	EA	4	*	2	2	*	2	2	16	16					
P-O	5840-510-1618	A088 PACKING, PREFORMED: AN6227B5; (81349) (ORDER 29116-PP-58)	EA	4	*	2	2	*	2	2	16	16					
P-F	5905-617-8098	A089 RESISTOR, FIXED, WIREWOUND: RC20GF8R2K; (81349)	EA	1	*	*	2	*	*	2	8	10	5				R207
P-F	5905-059-9871	A090 RESISTOR, FIXED, WIREWOUND: RB16CE4R640F; (81349)	EA	1	*	*	2	*	*	2	8	10	5				R207
P-F	5905-545-8103	A091 RESISTOR, FIXED, WIREWOUND: 10-26-13-10; (35529)	EA	1	*	*	2	*	*	2	8	10	5				R209
P-F	5905-857-5542	A092 RESISTOR, FIXED, WIREWOUND: RB16AE12I2R0F; (81349) (ORDER 29116-PP-58)	EA	1	*	*	2	*	*	2	8	10	5				R209
P-F	5905-392-9424	A093 RESISTOR, FIXED, WIREWOUND: 10-26-13-11; (35529)	EA	1	*	*	2	*	*	2	8	10	5				R210
P-F	5905-815-3417	A094 RESISTOR, FIXED, WIREWOUND: RB16AE15R0R0F; (81349)	EA	1	*	*	2	*	*	2	8	10	5				R210

SECTION V. REPAIR PARTS FOR DIRECT SUPPORT, GENERAL SUPPORT, AND DEPOT MAINTENANCE (CONTINUED)																	
(1)	(2)	(3)	(4)	(5)	(6)			(7)			(8)	(9)	(10)				
SMR	FEDERAL	DESCRIPTION	UNIT	QTY	INC	IN	30-DAY	DS	MAINT	30-DAY GS MAINT			1 YR	DEPOT	ILLUSTRATIONS		
CODE	STOCK	REFERENCE NUMBER & MFR. CODE	OF	INC	UNIT	ALLOWANCE	(A)	(B)	(C)	(A)	(B)	(C)	ALW	PER	FIG	(A)	(B)
	NUMBER		MEAS	IN		1-20	21-50	51-100		1-20	21-50	51-100	EQUIP	ALW	PER	NO	ITEM NO OR
			USABLE ON										CNTG	100			REFERENCE
			CODE										NCY	EQUIP			DESIGNATION
P-F	5905-258-6124	A095 RESISTOR, FIXED, WIREWOUND: 10-26-13-12; (35529)	EA	1	*	*	2	*	*	2	8	10	5	R203			
P-F	5905-857-5541	A096 RESISTOR, FIXED, WIREWOUND: RV16AE3859F; (81349)	EA	1	*	*	2	*	*	2	8	10	5	R203			
P-F	5905-173-6746	A097 RESISTOR, FIXED, WIREWOUND: 10-26-13-13; (35529)	EA	1	*	*	2	*	*	2	8	10	5	R206			
P-F	5905-644-5476	A098 RESISTOR, FIXED, WIREWOUND: RB16AE2500F; (81349)	EA	1	*	*	2	*	*	2	8	10	5	R206			
P-F	5905-376-9919	A099 RESISTOR, FIXED, WIREWOUND: 10-26-13-14; (35529)	EA	1	*	*	2	*	*	2	8	10	5	R205			
P-F	5905-296-8327	A100 RESISTOR, FIXED, WIREWOUND: RB16AE2900F; (81349)	EA	1	*	*	2	*	*	2	8	10	5	R205			
P-F	5905-295-3563	A101 RESISTOR, FIXED, WIREWOUND: 10-26-13-18; (35529)	EA	1	*	*	2	*	*	2	8	10	5	R212			
P-F	5905-655-5364	A102 RESISTOR, FIXED, WIREWOUND: RB16AE3560F; (81349)	EA	1	*	*	2	*	*	2	8	10	5	R212			
P-F	5905-279-7517	A103 RESISTOR, FIXED, WIREWOUND: 10-26-13-19; (35529)	EA	1	*	*	2	*	*	2	8	10	5	R204			
P-F	5905-642-4958	A104 RESISTOR, FIXED, WIREWOUND: RB16AE1001F; (81349)	EA	1	*	*	2	*	*	2	8	10	5	R204			
P-F	5905-279-2337	A105 RESISTOR, VARIABLE: RA25A1SA101AK; (81349)	EA	1	*	*	2	*	*	2	8	10	4	R208			
P-F	5905-552-2400	A106 RESISTOR, VARIABLE: RA25A1SA201AK; (81349)	EA	1	*	*	2	*	*	2	8	10	4	R211			
P-F	5905-279-5042	A107 RESISTOR, FIXED, WIREWOUND: SK-5660-1-2; (35529)	EA	1	*	*	2	*	*	2	8	10	4	R201			
P-F	5905-646-5957	A109 RESISTOR, VARIABLE: RV4NAYS103A; (81349) (ORDER 29116-PP-58)	EA	1	*	*	2	*	*	2	8	10	4	R214			
P-F	5905-059-8104	A110 RESISTOR, FIXED, WIREWOUND: RB19AE41702F; (81349)	EA	1	*	*	2	*	*	2	8	10	4	R201			
P-F	5905-174-4976	A111 RESISTOR, VARIABLE: RV4NATFD103A; (81349)	EA	1	*	*	2	*	*	2	8	10	4	R214			
P-F	5905-542-8053	A112 RESISTOR, VARIABLE: RV4NAYS254A; (81349)	EA	1	*	2	2	*	2	2	22	32	5	R215			
P-F	5905-268-2534	A113 RESISTOR, VARIABLE: RV4ATS105C; (81349)	EA	1	*	*	2	*	*	2	8	10	5	R213			
P-F	5905-636-8324	A114 RESISTOR, VARIABLE, LINEAR, PRECISION: 2000AZ; (73138)	EA	1	*	*	2	*	*	2	8	10	4	R202			
P-F	5905-715-5365	A115 RESISTOR, VARIABLE, LINEAR, PRECISION: AR2K5.5; (73138) (ORDER 29116-PP-58)	EA	1	*	*	2	*	*	2	8	10	4	R202			
P-F	6660-392-6224	A116 SHAFT: SC-B-125109; (80063)	EA	1	*	*	*	*	*	*	4	2					
P-F	5930-549-0280	A117 SWITCH, ROTARY: SC-A-125107; (80063)	EA	1	*	*	2	*	*	2	8	10	4	S202			
P-F	5930-050-2708	A118 SWITCH, TOGGLE: MS3505916; (81349)	EA	1	*	*	*	*	*	*	5	5	4	S203			

SECTION V. REPAIR PARTS FOR DIRECT SUPPORT, GENERAL SUPPORT, AND DEPOT MAINTENANCE (CONTINUED)																	
(1)	(2)	(3)	(4)	(5)	(6)			(7)			(8)	(9)	(10)				
SMR	FEDERAL	DESCRIPTION	UNIT	QTY	INC	IN	30-DAY	DS	MAINT	30-DAY GS MAINT			1 YR	DEPOT	ILLUSTRATIONS		
CODE	STOCK	REFERENCE NUMBER & MFR. CODE	OF	INC	UNIT	ALLOWANCE	ALLOWANCE	ALLOWANCE	ALLOWANCE	(A)	(B)	(C)	ALW	PER	FIG	(A)	(B)
NUMBER	NUMBER		MEAS	1-20		(A)	(B)	(C)	(A)	(B)	(C)	EQUIP	100	PER	NO	NO	OR
			USABLE ON									CNTG	EQUIP			REFERENCE	ITEM NO OR
			CODE									GY				DESIGNATION	DESIGNATION
P-F	5930-050-2685	A119 SWITCH, TOGGLE: MS35058-17 (81349)	EA	1	*	*	*	*	*	*	*	5	5	4		S204	
P-F	5930-108-6744	A120 SWITCH, TOGGLE: 7405636PGL (24446)	EA	1	*	*	*	*	*	*	*	5	5	4		S201	
P-F	6625-668-9516	A121 VOLTMETER: MR26W150ACVVR (81349)	EA	1	*	*	*	*	*	*	*	5	5	3,4		M202	
P-O	5335-377-0087	A122 COVER, LOUDSPEAKER: SC-B-125114 (80063)	EA	1	*	*	*	*	*	*	*	4	5	3		O206	
P-O	6660-765-5419	CONVERTER, SIGNAL DATA CV-146/TMQ-5; CV-146A/TMQ-5 A123 CABLE ASSEMBLY, POWER, ELECTRICAL: SC-B-125342 (80063)	EA	1	*	2	*	*	2	*	2	12	5	6		W301	
P-F	5910-101-5616	A124 CAPACITOR, FIXED, MICA DIELECTRIC: CM20C101J (81349) (ORDER 29116-PP-58)	EA	1	*	*	2	*	*	2	8	5	9		C308		
P-F	5910-101-5615	A125 CAPACITOR, FIXED, MICA DIELECTRIC: CM20C101K (81349)	EA	1	*	*	2	*	*	2	8	5	9		C308		
P-F	5910-101-5622	A126 CAPACITOR, FIXED, MICA DIELECTRIC: CM20C221K (81349)	EA	1	*	*	2	*	*	2	8	5	9		C321		
P-F	5910-160-1158	A127 CAPACITOR, FIXED, MICA DIELECTRIC: CM20D331J (81349)	EA	1	*	*	2	*	*	2	8	5	9		C305		
P-F	5910-284-4043	A128 CAPACITOR, FIXED, MICA DIELECTRIC: SC-B-125336 (80063)	EA	8	2	2	3	2	2	2	39	40	7		C331,C332		
P-F	5910-995-0950	A129 CAPACITOR, FIXE, MICA DIELECTRIC: CM30F102J03 (81349)	EA	2	*	2	2	*	*	2	13	10	9		C304,C309		
P-F	5910-264-8352	A130 CAPACITOR, FIXED, MICA DIELECTRIC: 24-2-0-11 (35529)	EA	1	*	*	2	*	*	2	8	5	6		C310		
P-F	5910-543-1189	A131 CAPACITOR, FIXED, MICA DIELECTRIC: CM20C680K (81349)	EA	1	*	*	2	*	*	2	8	5	9		C334		
P-F	5910-112-7596	A132 CAPACITOR, FIXED, PAPER DIELECTRIC: CP26A1EF103V (81349)	EA	4	*	2	2	*	2	2	27	50	9		C319,C320,C322, C323		
P-F	5910-644-6163	A133 CAPACITOR, FIXED, PAPER DIELECTRIC: CP25A1EF103K (81349) (ORDER 29116-PP-58)	EA	4	*	2	2	*	2	2	26	40	9		C319,C320,C322, C323		
P-F	5910-194-8706	A134 CAPACITOR, FIXED, PAPER DIELECTRIC: CN42AP203M (81349)	EA	1	*	*	2	*	*	2	8	10	9		C302		
P-F	5910-196-2533	A135 CAPACITOR, FIXED, PAPER DIELECTRIC: CP61B1EF503V (81349)	EA	2	*	2	2	*	*	2	13	20	6		C306,C307		
P-F	5910-615-0340	A136 CAPACITOR, FIXED, PAPER DIELECTRIC: CP61B1EF503K (81349) (ORDER 29116-PP-58)	EA	2	*	2	2	*	*	2	13	20	6		C306,C307		
P-F	5910-825-1842	A137 CAPACITOR, FIXED, PAPER DIELECTRIC: CP61B1EF104Y (81349)	EA	1	2	3	4	2	2	2	50	110	6		C324		
P-F	5910-280-7180	A138 CAPACITOR, FIXED, PAPER DIELECTRIC: CP61B1EF104K (81349) (ORDER 29116-PP-58)	EA	1	*	*	2	*	*	2	8	10	6		C324		
P-F	5910-194-8777	A139 CAPACITOR, FIXED, PAPER DIELECTRIC: CP61B1EF254V (81349)	EA	2	*	2	2	*	*	2	13	20	6		C301,C303		

SECTION V. REPAIR PARTS FOR DIRECT SUPPORT, GENERAL SUPPORT, AND DEPOPT MAINTENANCE (CONTINUED)																	
(1)	(2)	(3)	(4)	(5)	(6)			(7)			(8)	(9)	(10)				
SMR	FEDERAL	DESCRIPTION	UNIT	QTY	INC	IN	30-DAY	DS	MAINT	30-DAY GS MAINT			1 YR	DEPOT	ILLUSTRATIONS		
CODE	STOCK	REFERENCE NUMBER & MFR. CODE	OF	INC	UNIT	ALLOWANCE	(A)	(B)	(C)	(A)	(B)	(C)	ALW	PER	FIG	(A)	(B)
	NUMBER		MEAS			1-20	21-50	51-100		1-20	21-50	51-100	EQUIP	ALW	PER	NO	ITEM NO OR
			USABLE ON										CNTG	100			REFERENCE
			CODE										NCY	EQUIP			DESIGNATION
P-F	5910-112-7424	A139A CAPACITOR, FIXED, PAPER DIELECTRIC: CP61B1EF254K (81349) (ORDER 29116-PP-58)	EA	2	*		2		2	*	*		2	13	20	6	C301,C303
P-F	5910-543-0772	A140 CAPACITOR, FIXED, PAPER DIELECTRIC: CP61B1EF504K (81349)	EA	1	*		*		2	*	*		2	8	10	6	C317
P-F	5910-578-1368	A141 CAPACITOR, FIXED, PAPER DIELECTRIC: CP61B1EF105K (81349)	EA	1	*		2		2	*	2		22	40	8	C333	
P-F	5910-262-8533	A142 CAPACITOR, FIXED, PAPER DIELECTRIC: SC-B-125340 (80063)	EA	1	*		*		2	*	*		2	8	10	6	C312
P-F	5910-280-8195	A143 CAPACITOR, FIXED, PAPER DIELECTRIC: SC-B-125338 (80063)	EA	1	*		*		2	*	*		2	8	10		
P-F	5910-262-8532	A144 CAPACITOR, FIXED, PAPER DIELECTRIC: SC-B-125337 (80063)	EA	3	*		2		2	*	2		2	18	30	6	C311,C313,C314
P-F	5910-236-2618	A145 CLAMP, ELECTRICAL: CP06SA1 (81349)	EA	2	*		*		*	*	*		*	5	10		
P-F	5910-160-4919	A146 CLAMP, ELECTRICAL: CP06SA2 (81349)	EA	1	*		2		2	*	2		2	20	50		
P-F	5910-129-6123	A147 CLAMP, ELECTRICAL: CP06SA3 (81349)	EA	2	*		*		*	*	*		*	5	10		
P-F	5910-129-6136	A148 CLAMP, ELECTRICAL: CP06SA4 (81349)	EA	1	*		*		*	*	*		*	4	5		
P-F	5910-160-4920	A149 CLAMP, ELECTRICAL: CP06SA6 (81349)	EA	4	*		*		2	*	*		2	10	20		
P-F	5910-160-4918	A150 CLAMP, ELECTRICAL: CP07SA4 (81349)	EA	2	*		*		*	*	*		*	5	10		
P-F	5910-236-2622	A151 CLAMP, ELECTRICAL: CP07SB6 (81349)	EA	8	*		2		2	*	2		2	16	40		
P-F	5910-648-7803	A152 CLAMP, ELECTRICAL: STD-3365-M-1 (35529)	EA	1	*		*		*	*	*		*	4	5		
P-F	5940-177-1694	A153 CLIP ELECTRICAL: SM-C-97477 (80063)	EA	12	*		2		2	*	2		2	26	70		
P-F	5935-173-5906	A154 CONNECTOR, RECEPTACLE, ELECTRICAL: SAME AS A015	EA	2	REF		REF		REF	REF	REF		REF	REF	REF	7,8	J301,J302
P-F	5935-283-7104	A155 CONNECTOR, RECEPTACLE, ELECTRICAL: SAME AS A023	EA	2	REF		REF		REF	REF	REF		REF	REF	REF	6,7	P301,P302
P-O	5960-262-0210	A156 ELECTRON TUBE: 5814A (81349)	EA	2	3		7		13	4	4		4	160	200	6	V301,V303
P-O	5960-262-0167	A157 ELECTRON TUBE: 12AT7WA (81349)	EA	4	5		13		25	8	7		6	299	400	6	V304 THRU V306
P-O	5960-166-7663	A158 ELECTRON TUBE: 12AU7 (81349)	EA	2	3		7		13	4	4		4	160	200	6	V301,V303
P-O	5960-827-8782	A159 ELECTRON TUBE: 12AX7 (81349)	EA	3	6		16		30	9	8		7	364	300	6	V302,V309,V310
P-O	5960-827-8782	A159A ELECTRON TUBE: SAME AS A159 (ORDER 29116-PP-58)	EA	1	2		6		11	4	3		3	134	100	6	V309
P-O	5960-193-5145	A160 ELECTRON TUBE: 5751 (81349)	EA	2	3		7		13	4	4		4	160	200	6	V302,V310
P-O	5960-188-0933	A161 ELECTRON TUBE: 12AY7 (81349)	EA	1	2		5		10	4	3		3	111	100	6	V308
P-O	5325-682-2168	A162 GROMMET: 72002 (75543) (ORDER 29116-PP-58)	EA	2	*		*		2	*	*		2	10	10		
P-O	6125-330-9728	A163 INVERTER, VIBRATOR: STD-3338-2A (35529)	EA	1	*		*		*	*	*		*	5	5	6	G301

SECTION V. REPAIR PARTS FOR DIRECT SUPPORT, GENERAL SUPPORT, AND DEPOT MAINTENANCE (CONTINUED)																	
(1)	(2)	(3)	(4)	(5)	(6)			(7)			(8)	(9)	(10)				
SMR	FEDERAL	DESCRIPTION	UNIT	QTY	INC	IN	30-DAY	DS	MAINT	30-DAY GS MAINT			1 YR	DEPOT	ILLUSTRATIONS		
CODE	STOCK	REFERENCE NUMBER & MFR. CODE	OF	INC	UNIT	ALLOWANCE	ALLOWANCE	ALLOWANCE	ALLOWANCE	(A)	(B)	(C)	ALW	PER	MAINT	(A)	(B)
	NUMBER		MEAS			(A)	(B)	(C)	(A)	(B)	(C)	EQUIP	ALW	PER	FIG	NO	ITEM NO OR
			USABLE ON			1-20	21-50	51-100	1-20	21-50	51-100	CNTG	100	100			REFERENCE
			CODE									GY	EQUIP	EQUIP			DESIGNATION
P-F	5935-501-5488	A164 JACK, TIP: BLACK; 105-603-1 (74970)	EA	1	*	*	2	*	*	2	10	8	7				J326
P-F	5935-258-7852	A165 JACK, TIP: RED; 105-603-5 (74970)	EA	1	*	2	2	*	2	2	19	20	7				J325
P-F	5935-549-9278	A166 JACK, TIP: BLUE; 105-605-1 (74970)	EA	9	2	2	3	2	2	2	41	52	7				J309, J312, J; J317, J320, T; J324
P-F	5935-685-9396	A167 JACK, TIP: WHITE; 105-601-1 (74970)	EA	1	*	2	2	*	2	2	13	24	7				J305
P-F	5935-681-5689	A168 JACK, TIP: YELLOW; MS16108-8 (96906)	EA	4	*	2	2	*	2	2	16	16	7				J304, J310, J; J318
P-F	5935-577-2336	A169 JACK, TIP: MS16108-3A (96906)	EA	24	2	3	6	3	2	2	69	96	7				J303 THRU J; J320 THRU J; J328
P-F	5935-683-5978	A170 JACK, TIP: PURPLE; 105-612 (74970) (ORDER 29116-PP-58)	EA	4	*	2	2	*	2	2	19	20	7				J303, J306, J; J328
P-F	6240-179-1811	A171 LAMP, GLOW: NE-2 (2446)	EA	7	3	9	15	2	2	4	175	350	9				E301 THRU E;
P-F	5950-645-6015	A172 REACTOR: SC-B-125335 (80063)	EA	1	*	*	*	*	*	*	5	4	6				L301
P-F	5905-279-3513	A173 RESISTOR, FIXED, COMPOSITION: RC20GF221J (81349)	EA	1	*	*	2	*	*	2	8	10	9				R329
P-F	5905-195-6817	A174 RESISTOR, FIXED, COMPOSITION: RC20GF102K (81349)	EA	1	*	*	2	*	*	2	8	10	9				R322
P-F	5905-190-8881	A175 RESISTOR, FIXED, COMPOSITION: RC20GF182J (81349)	EA	1	*	*	2	*	*	2	8	10	9				R346
P-F	5905-190-8887	A176 RESISTOR, FIXED, COMPOSITION: RC20GF202J (81349)	EA	1	*	*	2	*	*	2	8	10	9				R333
P-F	5905-190-8887	A177 RESISTOR, FIXED, COMPOSITION: RC20GF202J (81349) (ORDER NO. 29116-PP-58)	EA	1	*	*	2	*	*	2	8	10	9				R333
P-F	5905-279-1876	A178 RESISTOR, FIXED, COMPOSITION: RC20GF222K (81349) (ORDER 29116-PP-58)	EA	2	*	2	2	*	2	2	22	40	7				R334, R335
P-F	5905-279-1880	A179 RESISTOR, FIXED, COMPOSITION: RC20GF272J (81349)	EA	1	*	*	2	*	*	2	8	10	9				R351
P-F	5905-279-3505	A180 RESISTOR, FIXED, COMPOSITION: RC20GF392J (81349)	EA	1	*	*	2	*	*	2	8	10	9				R343
P-F	5905-299-1971	A181 RESISTOR, FIXED, COMPOSITION: RC20GF822K (81349)	EA	1	*	2	2	*	2	2	13	20	8				R336
P-F	5905-185-8510	A182 RESISTOR, FIXED, COMPOSITION: RC20GF103J (81349)	EA	2	*	2	2	*	2	2	18	30	9				R337, R340
P-F	5905-279-1719	A183 RESISTOR, FIXED, COMPOSITION: RC32GF103K (81349)	EA	1	*	*	2	*	*	2	8	10	9				R318
P-F	5905-171-2004	A184 RESISTOR, FIXED, COMPOSITION: RC20GF223K (81349)	EA	1	*	*	2	*	*	2	8	10	9				R321
P-F	5905-299-2019	A185 RESISTOR, FIXED, COMPOSITION: RC32GF223K (81349)	EA	1	*	*	2	*	*	2	8	10	9				R332

SECTION V. REPAIR PARTS FOR DIRECT SUPPORT, GENERAL SUPPORT, AND DEPOT MAINTENANCE (CONTINUED)																	
(1)	(2)	(3)	(4)	(5)			(6)			(7)			(8)	(9)	(10)		
SMR	FEDERAL	DESCRIPTION	UNIT	INC	IN	30-DAY	DS	MAINT	30-DAY GS MAINT			1 YR	DEPOT	ILLUSTRATIONS			
CODE	STOCK	REFERENCE NUMBER & MFR. CODE	OF	UNIT	ALLOWANCE	ALLOWANCE	(A)	(B)	(C)	(A)	(B)	(C)	ALW	PER	FIG	(A)	(B)
CODE	NUMBER		MEAS		(A)	(B)	1-20	21-50	51-100	1-20	21-50	51-100	EQUIP	100	NO	NO	OR
			USABLE ON										CNTG	EQUIP		REFERENCE	DESIGNATION
P-F	5905-299-2020	A186 RESISTOR, FIXED, COMPOSITION: RC32GF273K (81349)	EA	1	*	*	2	*	*	2	*	2	8	10	9	R313	
P-F	5905-249-3642	A187 RESISTOR, FIXED, COMPOSITION: RC42GF393K (81349)	EA	1	*	2	2	*	2	2	2	13	20	9	R315		
P-F	5905-192-0450	A188 RESISTOR, FIXED, COMPOSITION: RC42GF563K (81349)	EA	2	*	2	2	*	*	2	13	20	9	R323,R327			
P-F	5905-195-6761	A189 RESISTOR, FIXED, COMPOSITION: RC20GF104K (81349)	EA	3	*	2	2	*	2	2	18	30	9	R325,R349,R:			
P-F	5905-299-2002	A190 RESISTOR, FIXED, COMPOSITION: RC32GF124K (81349)	EA	1	*	*	2	*	*	2	8	10	9	R301			
P-F	5905-192-0660	A191 RESISTOR, FIXED, COMPOSITION: RC20GF184J (81349)	EA	1	*	2	2	*	2	2	18	30	9	R330			
P-F	5905-279-1943	A192 RESISTOR, FIXED, COMPOSITION: RC42GF184K (81349)	EA	1	*	*	2	*	*	2	8	10	9	R303			
P-F	5905-192-0667	A193 RESISTOR, FIXED, COMPOSITION: RC20GF224J (81349)	EA	2	2	2	3	2	2	2	33	40	9	R324,R347			
P-F	5905-192-0667	A194 RESISTOR, FIXED, COMPOSITION: RC20GF224J (81349) (ORDER 29116-PP-58)	EA	2	*	2	2	*	*	2	13	20	9	R324,R347			
P-F	5905-171-1998	A195 RESISTOR, FIXED, COMPOSITION: RC20GF333J (81349) (ORDER 29116-PP-58)	EA	1	*	2	2	*	2	2	13	20	9	R305			
P-F	5905-249-9491	A196 RESISTOR, FIXED, COMPOSITION: RC20GF274K (81349)	EA	1	*	*	2	*	*	2	8	10	9	R352			
P-F	5905-279-2519	A197 RESISTOR, FIXED, COMPOSITION: RC20GF334J (81349)	EA	1	*	*	2	*	*	2	8	10	9	R311			
P-F	5905-279-2517	A198 RESISTOR, FIXED, COMPOSITION: RC20GF394J (81349)	EA	1	*	*	2	*	*	2	8	10	9	R308			
P-F	5905-185-6946	A199 RESISTOR, FIXED, COMPOSITION: RC20GF474K (81349)	EA	1	*	2	2	*	2	2	22	40	9	R319			
P-F	5905-279-2514	A200 RESISTOR, FIXED, COMPOSITION: RC20GF564J (81349)	EA	3	*	2	2	*	2	2	18	30	9	R310,R338,R:			
P-F	5905-221-5842	A201 RESISTOR, FIXED, COMPOSITION: RC20GF684K (81349)	EA	6	2	2	3	2	2	2	34	70	9	R353 THRU R:			
P-F	5905-192-0390	A202 RESISTOR, FIXED, COMPOSITION: RC20GF105J (81349)	EA	10	2	2	4	2	2	2	46	100	9	R307,R320,R:			
P-F	5905-279-1754	A203 RESISTOR, FIXED, COMPOSITION: RC20GF155J (81349)	EA	2	*	2	2	*	*	2	13	20	9	R341,R342,R:			
P-F	5905-295-3403	A204 RESISTOR, FIXED, COMPOSITION: RC20GF225K (81349)	EA	1	*	*	2	*	*	2	8	10	9	R302			
P-F	5905-279-1883	A205 RESISTOR, FIXED, COMPOSITION: RC20GF335J (81349)	EA	1	*	*	2	*	*	2	8	10	9	R309			
P-F	5905-818-0449	A206 RESISTOR, FIXED, WIREWOUND: RB52CE10002F (81349)	EA	1	*	*	2	*	*	2	8	10				R331	

SECTION V. REPAIR PARTS FOR DIRECT SUPPORT, GENERAL SUPPORT, AND DEPOT MAINTENANCE (CONTINUED)																			
(1)	(2)	(3)	(4)	(5)	(6)			(7)			(8)	(9)	(10)						
SMR	FEDERAL	DESCRIPTION	UNIT	QTY	INC	IN	30-DAY	DS	MAINT	30-DAY GS MAINT			1 YR	DEPOT	ILLUSTRATIONS				
CODE	STOCK	REFERENCE NUMBER & MFR. CODE	OF	INC	UNIT	ALLOWANCE	ALLOWANCE	(A)	(B)	(C)	ALLOWANCE	(A)	(B)	(C)	ALW	PER	MAINT	(A)	(B)
	NUMBER		MEAS			(A)	(B)	(C)	(A)	(B)	(C)	CNTG	100	PER	FIG	NO	OR	OR	
			USABLE ON			1-20	21-50	51-100	1-20	21-50	51-100	EQUIP	EQUIP	EQUIP			NO	NO	
			CODE														REF	REF	
P-F	5905-857-5527	A207 RESISTOR, FIXED, WIREWOUND: RB19CE10002F (81349)	EA	1	*	*	2	*	*	2	8	10							R331
P-F	5905-552-2260	A208 RESISTOR, VARIABLE: RV4NAYS255A (81349)	EA	1	*	*	2	*	*	2	8	10							7,8 R306
P-F	5905-503-9165	A209 RESISTOR, VARIABLE: RV4LATS255A (81349) (ORDER 29116-PP-58)	EA	1	*	*	2	*	*	2	8	10							7,8 R306
P-F	5905-643-6284	A210 RESISTOR, VARIABLE: RV4NATS503B (81349)	EA	1	*	2	2	*	2	2	18	30							7,8 R314
P-F	5905-501-5184	A211 RESISTOR, VARIABLE: RV4LATS503B (81349) (ORDER 29116-PP-58)	EA	1	*	2	2	*	2	2	18	30							7,8 R314
P-F	5905-542-8053	A212 RESISTOR, VARIABLE: SAME AS A112	EA	3	REF	REF	REF	REF	REF	REF	REF	REF	REF	REF	REF	REF	REF	REF	7,8 R304,R317,R318
P-F	5905-577-6346	A213 RESISTOR, VARIABLE: RV4LATS254A (81349) (ORDER 29116-PP-58)	EA	3	*	2	2	*	2	2	18	30							7,8 R304,R317,R318
P-F	5960-264-9519	A214 RETRINER, ELECTRON TUBE: 926E3 (07344)	EA	1	*	*	*	*	*	*	4	4							
P-O	5960-686-8087	A215 SHIELD, ELECTRON TUBE: MS24233-5 (81349)	EA	10	*	2	2	*	2	2	19	100							
P-F	5935-129-9358	A216 SOCKET, ELECTRON TUBE: TS101P02 (81349)	EA	6	*	2	2	*	2	2	22	30							
P-F	5935-160-1365	A217 SOCKET, ELECTRON TUBE: TS103P01 (81349)	EA	10	2	2	3	2	2	2	36	55							
P-O	5930-655-1515	A218 SWITCH, TOGGLE: MS35058-15 (81349)	EA	1	*	*	2	*	*	2	10	20							7 S301
P-F	5950-645-4756	A219 TRANSFORMER, AUDIOFREQUENCY: SC-B-125334 (80063)	EA	2	*	*	2	*	*	2	8	10							6 R301
P-F	5950-646-3108	A220 TRANSFORMER, AUDIOFREQUENCY: SC-B-125333 (80063)	EA	1	*	*	2	*	*	2	8	10							6 T302
P-F	5910-112-7596	A221 CAPACITOR, FIXED, PAPER DIELECTRIC: SAME AS A132	EA	1	REF	REF	REF	REF	REF	REF	REF	REF	REF	REF	REF	REF	REF	REF	18 C422
P-F	5910-112-7619	A222 CAPACITOR, FIXED, PAPER DIELECTRIC: CP26A1EF503K (81349)	EA	1	*	*	2	*	*	2	8	10							
P-F	5910-825-1842	A223 CAPACITOR, FIXED, PAPER DIELECTRIC: SAME AS A137	EA	10	REF	REF	REF	REF	REF	REF	REF	REF	REF	REF	REF	REF	REF	REF	17 C403,C404,C405,C410 THRU C417,C418,C419
P-F	5910-196-2586	A224 CAPACITOR, FIXED, PAPER DIELECTRIC: CP61BEF104K (81349) (ORDER 29116-PP-58)	EA	10	2	2	4	2	2	2	46	10							17 C403,C404,C410 THRU C417,C418,C419
P-F	5910-578-1368	A225 CAPACITOR, FIXED, PAPER DIELECTRIC: SAME AS A141	EA	3	REF	REF	REF	REF	REF	REF	REF	REF	REF	REF	REF	REF	REF	REF	15 C409,C414,C415
P-F	5910-120-1687	A226 CAPACITOR, FIXED, PAPER DIELECTRIC: CP70EF405K (81349)	EA	7	2	2	3	2	2	2	34	70							15 C402,C406,C407,C415,C420
P-F	5910-752-4843	A227 CAPACITOR, FIXED, PAPER DIELECTRIC: CP70E1EG405K (81349)	EA	1	*	*	2	*	*	2	8	10							15 C401
P-F	5910-160-4919	A228 CLAMP, ELECTRICAL: SAME AS A146	EA	10	REF	REF	REF	REF	REF	REF	REF	REF	REF	REF	REF	REF	REF	REF	
P-F	5910-160-4920	A229 CLAMP, ELECTRICAL: SAME AS A149	EA	3	REF	REF	REF	REF	REF	REF	REF	REF	REF	REF	REF	REF	REF	REF	
P-F	5910-666-0087	A230 CLAMP, ELECTRICAL: CP07SB4 (81349)	EA	16	*	2	2	*	2	2	28	80							

SECTION V. REPAIR PARTS FOR DIRECT SUPPORT, GENERAL SUPPORT, AND DEPOT MAINTENANCE (CONTINUED)																
(1)	(2)	(3)	(4)	(5)	(6)			(7)			(8)	(9)	(10)			
SMR	FEDERAL	DESCRIPTION	UNIT	QTY	INC	IN	30-DAY DS	MAINT	30-DAY GS	MAINT	1 YR	DEPOT	ILLUSTRATIONS			
CODE	STOCK		OF	INC	IN	UNIT	ALLOWANCE		ALLOWANCE		ALW	PER	MAINT	(A)	(B)	
	NUMBER	REFERENCE NUMBER & MFR. CODE	MEAS	UNIT			(A)	(B)	(C)	(A)	(B)	(C)	CNTG	100	NO	OR
			USABLE ON				1-20	21-50	51-100	1-20	21-50	51-100	EQUIP	EQUIP		REFERENCE
			CODE													DESIGNATION
P-F	5340-197-8812	A231 CLAMP, ELECTRICAL: 1069 (71785)	EA	1	*	*	*	*	*	*	*	*	4	5		
P-F	5340-200-5463	A232 CLAMP, ELECTRICAL: 1068 (71785)	EA	3	*	*	2	*	*	2	8	15				
P-F	5945-373-2833	A233 CLAMP, ELECTRICAL: SC-B-125240 (80063)	EA	1	*	*	*	*	*	*	4	5				
P-F	5940-177-1694	A234 CLIP, ELECTRICAL: SAME AS A153	EA	2	REF	REF	REF	REF	REF	REF	REF	REF	REF	REF		

SECTION V. REPAIR PARTS FOR DIRECT SUPPORT, GENERAL SUPPORT, AND DEPOT MAINTENANCE (CONTINUED)																	
(1)	(2)	(3)	(4)	(5)			(6)			(7)			(8)	(9)	(10)		
SMR	FEDERAL	DESCRIPTION	UNIT	INC	IN	30-DAY	DS	MAINT	30-DAY GS MAINT			1 YR	DEPOT	ILLUSTRATIONS			
CODE	STOCK	REFERENCE NUMBER & MFR. CODE	OF	UNIT	ALLOWANCE	ALLOWANCE	ALLOWANCE	ALLOWANCE	(A)	(B)	(C)	ALW	PER	ALW	PER	(A)	(B)
	NUMBER		MEAS		(A)	(B)	(C)	(A)	(B)	(C)	CNTG	100	100	FIG	NO	ITEM NO OR	REFERENCE
			USABLE ON		1-20	21-50	51-100	1-20	21-50	51-100	EQUIP	EQUIP	EQUIP			DESIGNATION	
P-F	5935-644-7143	A235 CONNECTOR, RECEPTACLE, ELECTRICAL: SC-B-125230 (80063)	EA	1	*	*	*	*	*	*	5	6	17	J418			
P-H	5935-201-2478	A236 CONNECTOR, RECEPTACLE, ELECTRICAL: DPD-B28-34P (71468)	EA	1				*	*	*	4	6	15	P401			
P-O	5960-617-6097	A237 ELECTRON TUBE: 6Y6GT (81349)	EA	1	2	4	7	3	2	2	87	100	15	V402			
P-O	5960-166-7663	A238 ELECTRON TUBE: SAME AS A158	EA	1	REF	REF	REF	REF	REF	REF	REF	REF	15	V407			
P-O	5960-166-7674	A239 ELECTRON TUBE: 6AS7G (81349)	EA	1	2	5	9	4	3	3	111	100	15	V409			
P-O	5960-166-7676	A240 ELECTRON TUBE: 6AU6WB (81349)	EA	2	2	5	9	4	3	3	112	200	15	V403,V410			
P-O	5960-167-0389	A241 ELECTRON TUBE: 5651 (81349)	EA	2	3	9	16	5	3	4	182	200	15	V404,V411			
P-O	5960-669-6861	A242 ELECTRON TUBE: 6005/6AQ5W (81349)	EA	2	4	10	18	6	5	3	205	200	15	V405,V406			
P-O	5960-284-5823	A243 ELECTRON TUBE: 5R4WGB (81349)	EA	2	3	9	16	5	3	4	180	200	15	V401,V408			
P-O	5920-503-2203	A244 FUSE, CARTRIDGE: 313 125 (75915)	EA	2	2	6	11	4	3	3	130	150	16	F401,F402			
P-O	5920-235-8362	A245 FUSE, CARTRIDGE: 313 000 (75915)	EA	2	2	6	11	3	3	3	130	150	16	F403,F404			
P-F	5920-791-5446	A246 FUSEHOLDER: 350158 (75915)	EA	1	*	*	*	*	*	*	5	10					
P-F	5325-276-5954	A247 GROMMET: AN931A12-17 (81349)	EA	3	*	2	2	*	2	2	13	15					
P-F	5935-539-0734	A248 JACK TIP: SM-D-133905-44 (80063)	EA	1	*	*	*	*	*	*	5	4	16	J407			
P-F	5935-683-5978	A249 JACK TIP, PURPLE: SAME AS A170	EA	1	REF	REF	REF	REF	REF	REF	REF	REF					
P-F	5935-681-5689	A250 JACK TIP, RED: SAME AS A168	EA	4	REF	REF	REF	REF	REF	REF	REF	REF	16	J401,H402,J412			
P-F	5935-549-9278	A251 JACK TIP, BLUE: SAME AS A166	EA	4	REF	REF	REF	REF	REF	REF	REF	REF	16	J403,J408,J411			
P-F	5935-280-2234	A252 JACK TIP, ORANGE: 160,606,1 (74970)	EA	2	*	*	2	*	*	2	10	8	16	J405,J414			
P-F	5935-685-9396	A253 JACK TIP, WHITE: SAME AS A167	EA	4	REF	REF	REF	REF	REF	REF	REF	REF	16	J406,J413,J417			
P-F	5935-549-9279	A254 JACK TIP, GREEN: 105-609-1 (74970)	EA	1	*	*	*	*	*	*	5	4	16	J409			
P-F	5935-501-5488	A255 JACK TIP, BLACK: SAME AS A164	EA	1	REF	REF	REF	REF	REF	REF	REF	REF	16	416			
P-F	5935-237-3960	A256 JACK TIP: DIC-10002-1 (91146)	EA	17	2	3	5	2	2	2	52	68	16	J401 THRU J4			
P-F	5935-849-4415	A257 JACK TIP: SM-D-133905-41 (80063)	EA	2	*	*	2	*	*	2	10	8					
P-F	6240-179-1811	A258 LAMP, GLOW: SAME AS A171	EA	1	REF	REF	REF	REF	REF	REF	REF	REF	18	E401			
P-F	5307-638-2056	A259 STUD, THREADED: 32 (97983)	EA	1	*	*	*	*	*	*	4	4					
			EA	2	*	*	*	*	*	*	4	4					
			EA	1	*	*	*	*	*	*	5	8					
			EA	2	*	*	*	*	*	*	5	8					
P-F	5307-807-0507	A260 POST, ELECTRON TUBE RETAINER: 42 (97983)	EA	1	*	*	*	*	*	*	4	4					
			EA	2	*	*	*	*	*	*	5	8					
P-F	5307-355-9444	A261 POST, ELECTRON TUBE RETAINER: 52 (97983)	EA	2	*	*	*	*	*	*	2	10	16				
			EA	4	*	*	*	*	*	*	2	10	16				
P-F	5950-376-9663	A262 REACTOR: SC-B-125238 (80063)	EA	1	*	*	*	*	*	*	5	4	14	L401			

SECTION V. REPAIR PARTS FOR DIRECT SUPPORT, GENERAL SUPPORT, AND DEPOT MAINTENANCE (CONTINUED)															
(1)	(2)	(3)	(4)	(5)	(6)	(7)	(8)	(9)	(10)						
SMR	FEDERAL	DESCRIPTION	UNIT	QTY	INC IN	30-DAY DS	30-DAY GS	1 YR	DEPOT	ILLUSTRATIONS					
CODE	STOCK	REFERENCE NUMBER & MFR. CODE	OF	INC IN	ALLOWANCE	ALLOWANCE	ALLOWANCE	ALW PER	MAINT	(A)	(B)				
	NUMBER		MEAS	UNIT	(A)	(B)	(C)	EQUIP	100	FIG	NO	OR			
					1-20	21-50	51-100	CNTG	EQUIP	NO	NO	OR			
			USABLE ON												
			CODE												
P-F	5950-295-7642	A263 REACTOR: SC-B-125233 (80063)	EA	1	*	*	*	4	15	4	L402				
P-O	5945-376-9503	A264 RELAY, ARMATURE: SC-B-125239 (80063)	EA	1	*	*	2	8	10	15	K401				
P-F	5905-171-2005	A265 RESISTOR, FIXED, COMPOSITION: RC20GF471K (81349) (ORDER 29116-PP-58)	EA	1	*	*	2	8	10	18	R404				
P-F	5905-279-1739	A266 RESISTOR, FIXED, COMPOSITION: RC32GF220K (81349)	EA	4	*	2	2	22	40	18	R424 THRU R427				
P-F	5905-279-1876	A267 RESISTOR, FIXED, COMPOSITION: SAME AS A178	EA	2	REF	REF	REF	REF	REF	REF	REF	18	R409, R430		
P-F	5905-195-6453	A268 RESISTOR, FIXED, COMPOSITION: RC20GF562J (81349)	EA	1	*	*	2	8	10	18	R407				
P-F	5905-299-1971	A269 RESISTOR, FIXED, COMPOSITION: SAME AS A181	EA	1	REF	REF	REF	REF	REF	REF	REF	18	R436		
P-F	5905-279-1718	A270 RESISTOR, FIXED, COMPOSITION: RC32GF822K (81349) (ORDER NO. 29116-PP-58)	EA	1	*	*	2	8	10	18	R436				
P-F	5905-185-8510	A271 RESISTOR, FIXED, COMPOSITION: SAME AS A182	EA	1	REF	REF	REF	REF	REF	REF	REF	18	R415		
P-F	5905-171-1976	A272 RESISTOR, FIXED, COMPOSITION: RC-42GF153K (81349)	EA	1	*	*	2	8	10	18	R414				
P-F	5905-254-1777	A273 RESISTOR, FIXED, COMPOSITION: RC42GF273J (81349)	EA	1	*	*	2	8	10	18	R431				
P-F	5905-171-1998	A274 RESISTOR, FIXED, COMPOSITION: SAME AS A195	EA	1	REF	REF	REF	REF	REF	REF	REF	18	R419		
P-F	5905-249-3642	A275 RESISTOR, FIXED, COMPOSITION: SAME AS A187	EA	1	REF	REF	REF	REF	REF	REF	REF	18	R437		
P-F	5905-249-3663	A276 RESISTOR, FIXED, COMPOSITION: RC42GF683K (81349)	EA	1	*	*	2	8	10	18	R408				
P-F	5905-279-3494	A277 RESISTOR, FIXED, COMPOSITION: RC20GF823J (81349)	EA	1	*	*	2	8	10	18	R403				
P-F	5905-279-2522	A278 RESISTOR, FIXED, COMPOSITION: RC20GF143J (81349)	EA	1	*	*	2	8	10	18	R413				
P-F	5905-192-0660	A279 RESISTOR, FIXED, COMPOSITION: SAME AS A191	EA	2	REF	REF	REF	REF	REF	REF	REF	18	R433, R435		
P-F	5905-190-0667	A280 RESISTOR, FIXED, COMPOSITION: SAME AS A193	EA	2	REF	REF	REF	REF	REF	REF	REF	18	R428, R429		
P-F	5905-299-2000	A281 RESISTOR, FIXED, COMPOSITION: RC32GF224K (81349)	EA	1	*	*	2	8	10	18	R402				
P-F	5905-279-2618	A282 RESISTOR, FIXED, COMPOSITION: RC32GF394K (81349)	EA	1	*	*	2	8	10	18	R411				
P-F	5905-185-6946	A283 RESISTOR, FIXED, COMPOSITION: SAME AS A199	EA	3	REF	REF	REF	REF	REF	REF	REF	18	R410, R432, R440		
P-F	5905-221-5842	A284 RESISTOR, FIXED, COMPOSITION: SAME AS A201	EA	1	REF	REF	REF	REF	REF	REF	REF	18	R439		
P-F	5905-190-8885	A285 RESISTOR, FIXED, COMPOSITION: RC20GF225K (81349)	EA	1	*	*	2	8	10	18	R420				

SECTION V. REPAIR PARTS FOR DIRECT SUPPORT, GENERAL SUPPORT, AND DEPOT MAINTENANCE (CONTINUED)														
(1)	(2)	(3)	(4)	(5)	(6)	(7)	(8)	(9)	(10)					
SMR	FEDERAL	DESCRIPTION	UNIT	QTY	INC IN	30-DAY DS MAINT	30-DAY GS MAINT	1 YR	DEPOT	ILLUSTRATIONS				
CODE	STOCK	REFERENCE NUMBER & MFR. CODE	OF	INC IN	ALLOWANCE	ALLOWANCE	ALW PER	ALW PER	MAINT	(A)	(B)	ITEM NO	OR	
	NUMBER		MEAS	UNIT	(A)	(B)	CNTG	100		NO	NO	OR	OR	
					1-20	21-50	51-100	1-20	21-50	51-100	EQUIP	FIG	NO	
			USABLE ON										DESIGNATION	
P-F	5905-299-1989	A286 RESISTOR, FIXED, COMPOSITION: RC32GF825J (81349)	EA	2	*	2	2	*	*	2	13	20	18	R401,R421
P-F	5905-279-2531	A287 RESISTOR, FIXED, COMPOSITION: RC32GF206J (81349)	EA	4	*	2	2	*	*	2	22	40	18	R405,R406,R422,R423
P-F	5905-173-6027	A288 RESISTOR, FIXED, WIREWOUND: RW31G251K (81349)	EA	1	*	*	2	*	*	2	8	10	18	R416
P-F	5905-174-2672	A289 RESISTOR, FIXED, WIREWOUND: RW32G251 (81349) (ORDER 29116-PP-58)	EA	1	*	*	2	*	*	2	8	10	18	R416
P-F	5905-636-8371	A290 RESISTOR, FIXED, WIREWOUND: RW31G561 (81349)	EA	1	*	*	2	*	*	2	8	10	17	R438
P-F	5905-642-2444	A291 RESISTOR, FIXED, WIREWOUND: RW33G561 (81349) (ORDER 29116-PP-58)	EA	1	*	*	2	*	*	2	8	10	17	R438
P-F	5905-636-6710	A292 RESISTOR, FIXED, WIREWOUND: RW32V222 (81349)	EA	2	*	2	2	*	*	2	13	20	17	R417,R418
P-F	5905-643-6284	A293 RESISTOR, VARIABLE: SAME AS A210	EA	2	REF	REF	REF	REF	REF	REF	REF	REF	16	R412,R434
P-F	5905-501-5184	A294 RESISTOR, VARIABLE: SAME AS A211	EA	2	REF	REF	REF	REF	REF	REF	REF	REF	16	R412,R434
P-O	5960-273-2466	A295 RETAINER, ELECTRON TUBE: SM-D-133905-47 (80063)	EA	1	*	*	*	*	*	*	4	4		
P-O	5960-273-2432	A296 RETAINER, ELECTRON TUBE: 4YHAT (97983)	EA	3	*	*	2	*	*	2	8	12		
P-O	5960-669-9894	A297 RETAINER, ELECTRON TUBE: 5YHAT (97983)	EA	1	*	*	*	*	*	*	4	4		
P-O	5960-280-4683	A298 RETAINER, ELECTRON TUBE: 2C (07344)	EA	1	*	*	*	*	*	*	4	4		
P-O	5960-280-4684	A299 RETAINER, ELECTRON TUBE: 2D (07344)	EA	2	*	*	*	*	*	*	5	8		
P-O	5960-270-3326	A300 RETAINER, ELECTRON TUBE: 926C-44 (07344) (USED IN EQUIP SERIAL NOS. 1 THRU 25 ONLY)	EA	4	*	*	2	*	*	2	10	16		
P-O	5960-280-4682	A301 RETAINER, ELECTRON TUBE: 2B (07344)	EA	2	*	*	*	*	*	*	5	8		
P-O	5960-223-5970	A302 RETAINER, ELECTRON TUBE: 4HAT (97983) (USED IN EQUIP STARTING WITH SERIAL NO 26)	EA	3	*	*	2	*	*	2	8	12		
P-O	5960-378-3261	A303 RETAINER, ELECTRON TUBE: 5HAT (97983) (USED IN EQUIP STARTING W/SERIAL NO. 26)	EA	1	*	*	*	*	*	*	4	4		
P-O	5960-686-8085	A304 SHIELD, ELECTRON TUBE: MS24233-2 (81349)	EA	2	*	*	*	*	*	*	5	20		
P-F	5935-260-0516	A305 SOCKET, ELECTRON TUBE: TS102P01 (81349)	EA	6	*	2	2	*	2	2	22	30		
P-F	5935-160-1365	A306 SOCKET, ELECTRON TUBE: SAME AS A217	EA	1	REF	REF	REF	REF	REF	REF	REF	REF		
P-F	5935-129-9358	A307 SOCKET, ELECTRON TUBE: SAME AS A216	EA	5	REF	REF	REF	REF	REF	REF	REF	REF		
P-O	6130-373-2834	A308 SPACER: SC-B-125227 29116-PP-58)	EA	4	*	*	2	*	*	2	10	8		

SECTION V. REPAIR PARTS FOR DIRECT SUPPORT, GENERAL SUPPORT, AND MAINTENANCE (CONTINUED)														
(1)	(2)	(3)	(4)	(5)	(6)			(7)			(8)	(9)	(10)	
SMR CODE	FEDERAL STOCK NUMBER	DESCRIPTION	UNIT OF MEAS	QTY INC IN UNIT	30-DAY ALLOWANCE (A)	DS (B)	MAINT (C)	30-DAY ALLOWANCE (A)	GS (B)	MAINT (C)	1 YR ALW EQUIP CNTGTCY	DEPOT MAINT ALW PER 100 EQUIP	FIG NO	ILLUSTRATIONS (A) (B) ITEM NO OR REFERENCE DESIGNATION
P-F	5950-646-0459	A309 TRANSFORMER, POWER, STEP-DOWN AND STEP-UP: SC-C-125231 (80063) RECORDER, FREQUENCY-TIME RD-88/TMQ-5; RD-88A,B,C/TMQ-5	EA	1	*	*	2	*	*	2	8	10	15	T401
P-F	6660-986-3170	A310 ARM ASSEMBLY: 1105 (08232)	EA	1	*	*	*	*	*	*	4	5		
P-O	6660-663-7914	A311 ARM, RECORDER, PEN: SC-B-125594 (80063)	EA	1	*	*	*	*	*	*	5	5		
P-O	6660-537-7781	A312 BALL POINT NIB ASSEMBLY: 054068 (35529)	EA	1	*	*	2	*	*	2	12	15		
P-O	5930-697-2169	A313 SWITCH, ROTARY: SC-A-33898 (80063)	EA	1	*	*	*	*	*	*	4	5		
P-F	6660-713-1028	A314 BEARING: 1080 (08232)	EA	8	*	*	2	*	*	2	16	32		
P-F	3110-155-9602	A315 BEARING, BALL, ANNULAR: 33KDD5 ANG25 (21335)	EA	1	*	*	*	*	*	*	4	4		
P-F	3110-155-9589	A316 BEARING, BALL, ANNULAR: 115-0209-2000 (96906)	EA	2	*	*	*	*	*	*	5	8		
P-F	3110-853-6338	A317 BEARING,BALL,ANNULAR: 115-00209-2004 (96906)	EA	6	*	2	2	*	*	2	13	24		
P-F	3110-853-6338	A318 BEARING, BALL, ANNULAR: SM-D-133910-1 (80063)	EA	2	*	*	*	*	*	*	5	8		
P-F	3110-849-5030	A319 BEARING, BALL, ANNULAR: R-B-TA (43334)	EA	2	*	*	2	*	*	2	10	16		
P-F	3110-555-5449	A320 BEARING, BALL, ANNULAR: R8T1 (43334)	EA	2	*	*	*	*	*	*	5	8		
P-F	3110-155-9630	A321 BEARING, BALL, ANNULAR: 77-B-4X2 (4334)	EA	2	*	*	*	*	*	*	5	8		
P-F	3110-293-8267	A322 BEARING, BALL, ANNULAR: 77038X1A (43334)	EA	2	*	*	*	*	*	*	5	8		
P-F	6660-528-5777	A324 BEARING, SLEEVE: SC-B-12533 (80063)	EA	1	*	*	*	*	*	*	4	4		
P-F	5925-035-5956	A325 BLOCK, CONTACT: SC-B-125791 (80063)	EA	1	*	*	*	*	*	*	4	4		
P-F	6660-392-9707	A326 BLOCK, PIVOT: SC-B-125522 (80063)	EA	2	*	*	*	*	*	*	5	8		
P-F	6660-392-9706	A327 BLOCK, PIVOT: SC-B-12552-1 (80063)	EA	1	*	*	*	*	*	*	4	4		
P-F	6660-392-9709	A328 BLOCK PIVOT: SC-B-12552-2 (80063)	EA	1	*	*	*	*	*	*	4	4		
P-F	5305-206-5555	A329 BOLT, SHOULDER: SC-B-125615 (80063)	EA	2	*	*	*	*	*	*	5	6		
P-F	6150-548-1713	A330 BUS BAR: SC-B-125653 (80063)	EA	2	*	*	*	*	*	*	5	6	11	W501,W502
P-F	3120-661-8077	A331 BUSHING: SC-B-125620 (80063)	EA	1	*	*	*	*	*	*	4	5		
P-F	5310-378-5143	A332 BUSHING: SC-B-125584 (80063)	EA	1	*	*	*	*	*	*	4	5		
P-F	6660-475-9544	A333 BUSHING, SLEEVE: SM-C-133930 (80063)	EA	1	*	*	*	*	*	*	4	5		
P-F	5310-378-5142	A334 BUSHING: SC-B-125604 (80063)	EA	2	*	*	*	*	*	*	5	10		
P-F	6660-370-3721	A335 BUSHING: SC-B-125697 (80063)	EA	1	*	*	*	*	*	*	4	5		
P-F	5975-376-9807	A336 BUSHING, ELECTRICAL, CONNECTOR: 5320-5041 (33529)	EA	1	*	*	*	*	*	*	4	5		

SECTION V. REPAIR PARTS FOR DIRECT SUPPORT, GENERAL SUPPORT, AND MAINTENANCE (CONTINUED)																	
(1)	(2)	(3)	(4)	(5)	(6)			(7)			(8)	(9)	(10)				
SMR	FEDERAL	DESCRIPTION	UNIT	QTY	30-DAY	DS	MAINT	30-DAY	GS	MAINT	1 YR	DEPOT	ILLUSTRATIONS				
CODE	STOCK	REFERENCE NUMBER & MFR. CODE	OF	INC	ALLOWANCE	(A)	(B)	(C)	(A)	(B)	ALW	PER	ALW	PER	(A)	(B)	
	NUMBER		MEAS	IN	(A)	(B)	(C)	(A)	(B)	(C)	EQUIP	100	EQUIP	FIG	NO	OR	
			USABLE ON	UNIT	1-20	21-50	51-100	1-20	21-50	51-100	CNTG	PER	100			ITEM	NO
			CODE								GY	EQUIP	EQUIP			OR	OR
P-F	6660-713-1032	A337 BUTTON: 1112 (08232)	EA	3	*	*	2	*	*	2	8	9					
P-F	6660-378-5155	A338 CAN: SC-B-125536 (80063)	EA	1	*	*	*	*	*	*	4	5					
P-F	6660-392-9132	A339 CAN: SC-B-125699 (80063)	EA	1	*	*	*	*	*	*	4	5					
P-F	6660-373-2845	A340 CAN: SM-B-133944 (80063)	EA	1	*	*	*	*	*	*	4	5					
P-C	5910-129-6260	A341 CAPACITOR, FIXED, PAPER DIELECTRIC: SAME AS A057	EA	1	REF	REF	REF	REF	REF	REF	REF	REF	REF	REF	REF	REF	REF
P-O	5340-392-8433	A342 CATCH, FASTENER: SC-B-125532 (80063)	EA	1	*	*	2	*	*	2	8	10			12	C501	C502
P-O	6660-788-2133	A343 CHART WEIGHT ASSEMBLY: SC-C-125081 (80063)	EA	1	*	*	*	*	*	*	5	5					
P-O	5935-223-0577	A344 CLAMP, ELECTRICAL: AN-3057-4 (81349)	EA	1	*	*	*	*	*	*	4	5					
P-O	6660-712-8431	A345 CLAMP: SC-B-15608 (80063)	EA	1	*	*	*	*	*	*	4	5					
P-O	6660-373-2843	A346 CLIP: SC-C-125084 (80063)	EA	1	*	*	*	*	*	*	4	5					
P-F	6660-713-1044	A348 CLUTCH: 1081 (08232)	EA	6	*	2	2	2	*	2	22	24					
P-F	6660-541-4776	A349 COLLAR LOCKING: SC-B-125600 (80063)	EA	1	*	*	*	*	*	*	4	4					
P-F	6660-288-3010	A350 COLLAR SHAFT: SC-B-125592 (80063)	EA	7	*	2	2	*	2	2	15	14					
P-F	6660-287-9652	A351 COLLAR, SHAFT: R-504-FH (35529)	EA	1	*	*	*	*	*	*	4	2					
P-F	6660-378-5252	A352 COLLAR, SPACING: SC-B-125599 (80063)	EA	1	*	*	*	*	*	*	4	4					
P-F	6660-392-5622	A353 COLLAR SPACING: SC-B-125762 (80063)	EA	4	*	*	2	*	*	2	10	16					
P-F	5935-283-2923	A354 CONNECTOR, PLUG, ELECTRICAL: AN-3106A-10SL-4S (81349)	EA	1	*	*	*	*	*	*	5	10					
P-F	5935-283-7104	A355 CONNECTOR, RECEPTACLE, ELECTRICAL: SAME AS A023	EA	1	REF	REF	REF	REF	REF	REF	REF	REF	REF	REF	REF	REF	REF
P-F	5935-283-2916	A356 CONNECTOR, RECEPTACLE, ELECTRICAL: 3102A-10SL-4P (81349)	EA	1	*	*	*	*	*	*	5	6					
P-F	6660-392-9710	A357 CONTACT BAR, MOUNTING STRIP: SC-C-125652 (80063)	EA	1	*	*	*	*	*	*	4	4					
P-F	6660-378-5268	A358 CONTACT, ELECTRICAL: SC-B-125686 (80063)	EA	1	*	*	2	*	*	2	8	10					
P-F	6660-712-8436	A359 CONTACT, ELECTRICAL: SC-B-125794 (80063)	EA	2	*	2	2	*	2	2	13	20					
P-F	6660-713-1042	A360 COVER: 1124 (08232)	EA	1	*	*	*	*	*	*	4	4					
P-F	6660-713-1048	A361 GEAR: 1073-32 (08232)	EA	3	*	*	2	*	*	2	8	9					
P-F	6660-713-1049	A362 GEAR: 1073-40 (06232)	EA	2	*	*	*	*	*	*	5	6					
P-F	6660-713-1039	A363 GEAR: 1073-48 (08232)	EA	4	*	*	2	*	*	2	10	12					
P-F	6660-713-1030	A364 GEAR: 1073-64 (08232)	EA	2	*	*	*	*	*	*	5	6					
P-F	6660-342-7253	A365 GEAR AND PINION: SC-B-125595 (80063)	EA	2	*	*	*	*	*	*	5	6					
P-F	1430-712-8435	A366 GEAR ASSEMBLY, BALANCING MOTOR: SC-B-125654 (80063)	EA	1	*	*	*	*	*	*	4	4			12	A562	
P-F	6660-508-7633	A367 GEAR ASSEMBLY: SC-B-125657 (80063)	EA	2	*	*	*	*	*	*	5	8					

SECTION V. REPAIR PARTS FOR DIRECT SUPPORT, GENERAL SUPPORT, AND MAINTENANCE (CONTINUED)																
(1)	(2)	(3)	(4)	(5)	(6)			(7)			(8)	(9)	(10)			
SMR	FEDERAL	DESCRIPTION	UNIT	QTY	INC	IN	30-DAY	DS	MAINT	30-DAY	GS	MAINT	1 YR	DEPOT	ILLUSTRATIONS	
CODE	STOCK	REFERENCE NUMBER & MFR. CODE	OF	INC	UNIT	ALLOWANCE	ALLOWANCE	ALLOWANCE	ALLOWANCE	ALLOWANCE	ALLOWANCE	ALLOWANCE	ALW	PER	FIG	
	NUMBER		MEAS	IN		(A)	(B)	(C)	(A)	(B)	(C)	PER	100	NO	(A)	(B)
						1-20	21-50	51-100	1-20	21-50	51-100	EQUIP	EQUIP		NO	ITEM NO OR
			USABLE ON									CNTG	100		NO	REFERENCE
			CODE									GY	EQUIP			DESIGNATION
P-F	6660-517-0505	A369 GEAR, SPUR: SC-B-125634 (80063)	EA	2	*	*	*	*	*	*	*	5	6	13	0709, 0710	
P-F	3020-204-2421	A370 GEAR, SPUR: SC-B-125631 (80063)	EA	1	*	*	*	*	*	*	*	4	3	13	0541	
P-F	5895-510-1866	A371 GEAR, SPUR: SC-B-125590 (80063)	EA	1	*	*	*	*	*	*	*	4	3			
P-F	6660-853-8768	A372 GEAR, SPUR: SC-B-125658 (80063)	EA	1	*	*	*	*	*	*	*	4	3			
P-F	6660-853-6789	A373 GEAR, SPUR: SC-B-125656 (80063)	EA	1	*	*	*	*	*	*	*	4	3			
P-F	6660-288-5037	A374 GEAR, SPUR: SC-B-125632 (80063)	EA	2	*	*	*	*	*	*	*	5	6	13	0707, 0708	
P-F	6660-528-1673	A375 GEAR, SPUR: SC-B-125630 (80063)	EA	1	*	*	*	*	*	*	*	4	3	13	0542	
P-F	6660-640-4542	A376 GEAR, SPUR: SC-B-12587 (80063)	EA	1	*	*	*	*	*	*	*	4	3			
P-F	3020-204-2420	A377 GEAR, SPUR: SC-C-125750 (80063)	EA	1	*	*	*	*	*	*	*	4	3			
P-F	3020-288-3309	A378 GEAR, SPUR: SC-C-125752 (80063)	EA	1	*	*	*	*	*	*	*	4	3			
P-F	6660-373-2838	A379 HEATING ELEMENT, ELECTRICAL: SC-C-125798 (80063)	EA	1	*	*	*	2	*	*	2	8	10	10	HR501	
P-F	5340-209-7531	A380 HINGE, BUTT: SC-C-125546 (80063)	EA	1	*	*	*	*	*	*	*	5	5			
P-F	6660-370-3711	A381 HOLDER, SPRING: R-503V (35529)	EA	1	*	*	*	*	*	*	*	5	5			
P-F	6660-663-3064	A382 HOLDER, SPRING: R-203U (35529)	EA	1	*	*	*	*	*	*	*	5	5			
P-F	6660-714-6215	A383 HUB: 1075 (08232)	EA	2	*	*	*	*	*	*	*	5	8			
P-F	6660-713-1029	A384 HUB: 1078 (08232)	EA	1	*	*	*	*	*	*	*	4	4			
P-F	6660-894-5200	A385 HUB ASSEMBLY: SM-B-133931 (80063)	EA	1	*	*	*	*	*	*	*	4	4			
P-F	6660-713-1045	A386 HUB, FIXED: 1097 (08232)	EA	1	*	*	*	*	*	*	*	4	4			
P-F	6660-713-1040	A387 HUB, FREE: 1096 (08232)	EA	1	*	*	*	*	*	*	*	4	4			
P-O	7510-270-6168	A388 INK, WRITING: 125070 (35529)	EA	1	2	2	2	3	2	2	2	33	40			
P-O	5355-667-6260	A389 KNOB: SM-B-133945 (80063)	EA	1	*	*	*	*	*	*	*	5	3			
P-O	5355-521-6546	A390 KNOB: SC-B-125517-2 (80063)	EA	1	*	*	*	*	*	*	*	5	3			
P-O	5355-330-5679	A391 KNOB: SC-B-125517-1 (80063)	EA	1	*	*	*	*	*	*	*	5	3			
P-O	5355-519-7643	A392 KNOB: SM-B-133923 (80063)	EA	2	*	*	2	*	*	2	10	6				
P-O	5355-667-6073	A393 KNOB: SC-B-125559 (80063)	EA	2	*	*	2	*	*	2	10	6				
P-O	5355-284-5196	A394 KNOB: SC-B-125534 (80063)	EA	1	*	*	*	*	*	*	*	5	3			
P-O	6240-057-2887	A395 LAMP-LM-27: SM-D-135852-19 (80063)	EA	4	2	5	9	4	3	3	107	200				
P-O	6250-159-1379	A396 LAMPHOLDER: SM-B-133902 (80063)	EA	4	*	2	2	*	2	2	16	20	11	J501 THUR J5		
P-F	6660-713-1036	A397 LATCH: P 1118 (08232)	EA	1	*	*	*	*	*	*	*	5	5			

SECTION V. REPAIR PARTS FOR DIRECT SUPPORT, GENERAL SUPPORT, AND MAINTENANCE (CONTINUED)																			
(1)	(2)	(3)	(4)	(5)	(6)			(7)			(8)	(9)	(10)						
SMR	FEDERAL	DESCRIPTION	UNIT	QTY	INC	IN	30-DAY	DS	MAINT	30-DAY	GS	MAINT	1	DEPOT	ILLUSTRATIONS				
CODE	STOCK	REFERENCE NUMBER & MFR. CODE	OF	INC	UNIT	ALLOWANCE	(A)	(B)	(C)	(A)	(B)	(C)	YR	ALW	PER	FIG	(A)	(B)	
	NUMBER		MEAS	IN		1-20	21-50	51-100		1-20	21-50	51-100		EQUIP	ALW	PER	NO	ITEM	NO
			USABLE ON											CNTG	100			OR	
			CODE											NCY	EQUIP			DESIGNATION	
P-F	6660-370-3727	A398 LEVER: SC-B-125601 (80063)	EA	1	*	*	*	*	*	*	*	*	4	5	14	0552			
P-F	6660-378-5454	A399 LEVER: SC-B-125671 (80063)	EA	1	*	*	*	*	*	*	*	*	4	5					
P-F	6660-370-3728	A400 LEVER: SC-B-125782 (80063)	EA	1	*	*	*	*	*	*	*	*	4	5					
P-F	6660-513-0086	A401 LEVER, TENSION ROLLER: SM-B-13385 (80063)	EA	1	*	*	*	*	*	*	*	*	4						
P-F	6660-392-9711	A402 LINK, PLUNGER: SC-B-125616 (80063)	EA	1	*	*	*	*	*	*	*	*	4	5	14	0554			
P-F	6105-635-3071	A403 MOTOR, ALTERNATING CURRENT: SC-C-125633-1 (80063)	EA	1	*	*	*	*	*	*	*	*	5	4	11	B501			
P-F	6105-643-4662	A404 MOTOR, ALTERNATING CURRENT: SC-C-125633-1 (80063)	EA	1	*	*	*	*	*	*	*	*	5	4	12	B502			
P-F	6660-392-5930	A405 MOUNTING, BRACKET: SK5320-5034 (35529)	EA	1	*	*	*	*	*	*	*	*	4	4					
P-F	6660-399-7418	A406 MOUNTING, BRACKET: SK5320-5128 (35529)	EA	1	*	*	*	*	*	*	*	*	4	4					
P-F	6660-392-9712	A407 MOUNTING SEAT: SC-B-125516 (80063)	EA	1	*	*	*	*	*	*	*	*	4	5					
P-F	4730-203-6585	A408 NUT, HEXAGONAL: SC-B-125591 (80063)	EA	1	*	*	*	*	*	*	*	*	4	5					
P-F	5310-638-8687	A409 NUT, SELF LOCKING, HEXAGONAL: SM-D-133913-21 (80063)	EA	1	*	*	*	*	*	*	*	*	4	5					
P-F	5310-297-3879	A410 NUT, SHEET SPRING: A-1037-012-1 (78553)	EA	4	*	*	2	*	*	2	10	20							
P-F	5330-291-1724	A411 PACKING MATERIAL: SC-B-12542 (80063)	EA	2	*	2	2	*	*	2	13	8							
P-F	5330-297-5295	A412 PACKING MATERIAL: SC-B-125543 (80063)	EA	2	*	2	2	*	*	2	13	8							
P-F	5330-291-1963	A413 PACKING MATERIAL: SC-B-125544 (80063)	EA	2	*	2	2	*	*	2	13	8							
P-F	5355-323-6094	A414 PANEL BEARING: SC-B-125512 (80063)	EA	1	*	*	*	*	*	*	*	*	4	4					
P-O	6660-292-2087	A415 PAPER, GRAPH ML-432/TMQ-5: MIL-B-10882 (81349)	EA	1	2	2	3	2	2	2	40	20							
P-O	6660-682-6510	A416 PAPER, GRAPH ML-432A/TMQ-5: SM-D-347544 (80063)	EA	1	2	2	3	2	2	2	40	20							
P-F	6660-392-9723	A417 PAWL: SC-B-125646 (80063)	EA	2	*	*	*	*	*	*	*	*	5	4	13	0712, 0713			
P-O	6660-663-7917	A418 PNE, RECORDER: SK-5320-598 (35529)	EA	1	*	*	2	*	*	2	12	20	10	0551					
P-F	5315-297-1795	A419 PIN, GROOVED, HEADLESS: 41 (73957)	EA	2	*	*	*	*	*	*	*	*	5	6					
P-F	5315-802-8305	A420 PIN, GROOVED, HEADLESS: 4 (73957)	EA	3	*	*	2	*	*	2	8	9							
P-F	5315-392-8246	A421 PIN, SHOULDER: SC-B-125514 (80063)	EA	2	*	*	*	*	*	*	*	*	5	6					
P-F	5315-527-3029	A422 PIN, STRAIGHT, HEADLESS: SM-B-133887-2 (80063)	EA	2	*	*	*	*	*	*	*	*	5	6					
P-F	5315-449-2945	A423 PIN, STRAIGHT, HEADED: SC-B-125649 (80063)	EA	2	*	*	*	*	*	*	*	*	5	6					
P-F	5315-292-0387	A424 PIN, STRAIGHT, HEADED: SC-B-125557 (80063)	EA	2	*	*	*	*	*	*	*	*	5	6					
P-F	6660-342-7256	A425 PLATE, LOCK: SK-5320-5177 (35529)	EA	2	*	*	*	*	*	*	*	*	5	6					

SECTION V. REPAIR PARTS FOR DIRECT SUPPORT, GENERAL SUPPORT, AND MAINTENANCE (CONTINUED)																	
(1)	(2)	(3)	(4)	(5)	(6)			(7)			(8)	(9)	(10)				
SMR	FEDERAL	DESCRIPTION	UNIT	QTY	INC	IN	30-DAY	DS	MAINT	30-DAY	GS	MAINT	1 YR	DEPOT	ILLUSTRATIONS		
CODE	STOCK	REFERENCE NUMBER & MFR. CODE	OF	INC	UNIT	ALLOWANCE	ALLOWANCE	ALLOWANCE	ALLOWANCE	ALLOWANCE	ALLOWANCE	ALLOWANCE	ALW	PER	(A)	(B)	
	NUMBER		MEAS	IN		(A)	(A)	(B)	(C)	(A)	(B)	(C)	EQUIP	ALW	PER	FIG	ITEM NO OR
			USABLE ON			1-20	21-50	51-100		1-20	21-50	51-100	CNTG	100		NO	REFERENCE
			CODE										GY	EQUIP			DESIGNATION
P-F	6660-392-6087	A426 PLATE, MOUNTING: 125645 (80063)	EA	1	*	*	*	*	*	*	*	*	4	5			
P-F	5355-668-5969	A427 POINTER, DIAL: SC-B-125789 (80063)	EA	1	*	*	*	*	*	*	*	*	4	10	10	H523	
P-F	6660-712-8432	A428 PULLER ASSEMBLY: SC-B-125659 (80063)	EA	1	*	*	*	*	*	*	*	*	4	4			
P-F	6660-712-8433	A429 PULLEY ASSEMBLY: SC-B-125667 (80063)	EA	1	*	*	*	*	*	*	*	*	4	4			
P-F	6660-288-3405	A430 PULLEY SINGLE GROOVE: SC-B-125662 (80063)	EA	4	*	*	2	*	*	2	10	12					
P-F	3020-640-4659	A431 PULLEY, SINGLE GROOVE: SC-B-125698 (80063)	EA	1	*	*	*	*	*	*	*	*	4	3			
P-F	6660-392-9740	A432 RATCHET ASSEMBLY: SC-B-125637 (80063)	EA	1	*	*	*	*	*	*	*	*	4	4	13	0729	
P-F	6660-392-9741	A433 RATCHET ASSEMBLY: SC-B-125640 (80063)	EA	1	*	*	*	*	*	*	*	*	4	4	13	0730	
P-F	5905-092-8732	A434 RESISTOR, SUB-ASSEMBLY: SK-5320-5000 (35529)	EA	1	*	*	2	*	*	2	8	10					
P-F	6660-338-0824	A436 RETAINER, BEARING: SC-B-125582 (80063)	EA	2	*	*	*	*	*	*	*	*	5	5			
P-F	6660-392-9714	A437 RETAINER, BEARING: SC-B-125581 (80063)	EA	2	*	*	*	*	*	*	*	*	5	5			
P-F	6660-392-6150	A438 RETAINER, RING: SC-B-125636 (80063)	EA	6	*	2	2	*	*	2	13	24					
P-O	6660-513-0089	A439 ROLLER: SM-B-133884 (80063)	EA	4	*	*	2	*	*	2	10	8					
P-O	6660-663-4711	A440 ROLLER, RECORDING INSTRUMENT CHART: SC-C-125678 (80063)	EA	1	*	*	*	*	*	*	*	*	4	4	10	0567	
P-O	6660-322-4639	A441 SCALE: SC-B-125510 (80063)	EA	1	*	*	*	*	*	*	*	*	4	4	10	N501	
P-F	5305-298-8388	A443 SCREW, EXTERNALLY RELIEVED BODY: SK5320-5014 (35529)	EA	2	*	*	*	*	*	*	*	*	5	10			
P-F	5305-206-6468	A444 SCREW, EXTERNALLY RELIEVED BODY: SC-B-125531 (80063)	EA	2	*	*	*	*	*	*	5	10					
P-F	5305-322-2586	A445 SCREW, EXTERNALLY RELIEVED BODY: SC-B-125647 (80063)	EA	2	*	*	*	*	*	*	*	*	5	10			
P-F	5305-206-5275	A446 SCREW, EXTERNALLY RELIEVED BODY: SC-B-125579 (80063)	EA	2	*	*	*	*	*	*	*	*	5	10			
P-F	5305-682-5935	A447 SCREW, MACHINE: SC-B-125607 (80063)	EA	1	*	*	*	*	*	*	*	*	4	5			
P-F	5305-682-5932	A448 SCREW, MACHINE: SC-B-125609 (80063)	EA	2	*	*	*	*	*	*	*	*	5	10			
P-F	5305-322-4586	A449 SCREW, MACHINE: SC-C-125651-2 (80063)	EA	2	*	*	*	*	*	*	*	*	5	10			
P-F	5305-377-0126	A450 SCREW, MACHINE: SC-B-125585 (80063)	EA	1	*	*	*	*	*	*	*	*	4	5			
P-F	6660-713-1046	A452 SHAFT: 1098 (08232)	EA	1	*	*	*	*	*	*	*	*	4	2			
P-F	6660-713-1047	A453 SHAFT: 1100 (08232)	EA	3	*	*	2	*	*	2	8	6					
P-F	6660-713-1033	A454 SHAFT: 1107 (08232)	EA	1	*	*	*	*	*	*	*	*	4	2			
P-F	6660-373-2839	A455 SHAFT: SC-B-125656 (80063)	EA	1	*	*	*	*	*	*	*	*	4	2			
P-F	6660-712-8430	A456 SHAFT: SC-B-125769 (80063)	EA	1	*	*	*	*	*	*	*	*	4	2			

SECTION V. REPAIR PARTS FOR DIRECT SUPPORT, GENERAL SUPPORT, AND MAINTENANCE (CONTINUED)																
(1)	(2)	(3)	(4)	(5)	(6)			(7)			(8)	(9)	(10)			
SMR	FEDERAL	DESCRIPTION	UNIT	QTY	INC	IN	30-DAY	DS	MAINT	30-DAY	GS	MAINT	1 YR	DEPOT	ILLUSTRATIONS	
CODE	STOCK	REFERENCE NUMBER & MFR. CODE	OF	INC	UNIT	ALLOWANCE	ALLOWANCE	ALLOWANCE	ALLOWANCE	ALLOWANCE	ALLOWANCE	ALLOWANCE	ALW	PER	(A)	(B)
	NUMBER		MEAS	IN		(A)	(B)	(C)	(A)	(B)	(C)	EQUIP	100	FIG	NO	OR
			USABLE ON			1-20	21-50	51-100	1-20	21-50	51-100	CNTG	PER			DESIGNATION
			CODE									GY	EQUIP			
P-F	6660-370-3729	A457 SHAFT: SC-B-125513 (80063)	EA	1	*	*	*	*	*	*	*	4	2			
P-F	6660-327-6481	A458 SHAFT: SK-5320-522 (35529)	EA	1	*	*	*	*	*	*	*	4	2	12	0571	
P-F	6660-370-3720	A459 SHAFT: SK-5320-519 (35529)	EA	1	*	*	*	*	*	*	*	4	2	12	0570	
P-F	6660-392-9731	A460 SHAFT:SC-B-125675 (80063)	EA	1	*	*	*	*	*	*	*	4	2			
P-O	2090-370-3725	A461 SHELF DESK: SC-D-125505 (80063)	EA	1	*	*	*	*	*	*	*	4	4	1	A519	
P-F	6660-513-0029	A462 SLIDE SET, CHASSIS: SC-C-125589 (80063)	EA	1	*	*	*	*	*	*	*	4	4			
P-F	5945-523-5723	A463 SOLENOID, ELECTRIC: SC-C-125619 (80063)	EA	1	*	*	2	*	*	2	8	10	12	14	L501	
P-F	6660-712-8428	A464 SPACER, SLEEVE: SC-B-125694 (80063)	EA	1	*	*	*	*	*	*	*	4	2			
P-F	6660-513-0075	A465 SPACER, SLEEVE: SM-B-133888 (80063)	EA	3	*	*	2	*	*	2	8	6				
P-F	6660-713-1041	A466 SPRING: 1095 (08232)	EA	1	*	*	*	*	*	*	*	4	3			
P-F	6660-713-1031	A467 SPRING: 1116 (08232)	EA	3	*	*	2	*	*	2	8	9				
P-F	6660-713-1035	A468 SPRING: 1119 (08232)	EA	1	*	*	*	*	*	*	*	4	3			
P-F	6660-713-1034	A469 SPRING: 1117 (08232)	EA	3	*	*	2	*	*	2	8	9				
P-F	6660-712-8429	A470 SPRING: SC-B-125564 (80063)	EA	6	*	2	2	*	*	2	13	18				
P-F	6660-373-2836	A471 SPRING: SC-B-125792-1 (80063)	EA	1	*	*	*	*	*	*	*	4	3			
P-F	6660-859-6001	A472 SPRING: SC-B-125766 (80063)	EA	1	*	*	*	*	*	*	*	4	3			
P-F	6660-597-9064	A473 SPRING, HELICAL, COMPRESSION: R-503W (35529)	EA	3	*	*	2	*	*	2	8	15				
P-F	5340-376-9563	A474 SPRING, HELICAL, COMPRESSION: SC-B-12583 (80063)	EA	1	*	*	*	*	*	*	*	4	5			
P-F	6660-597-9039	A475 SPRING, HELICAL, COMPRESSION: SC-B-125596 (80063)	EA	1	*	*	*	*	*	*	*	4	5			
P-F	6660-376-9565	A476 SPRING, HELICAL, COMPRESSION: SC-B-125617 (80063)	EA	1	*	*	*	*	*	*	*	4	5	14	0576	
P-F	6660-598-4719	A477 SPRING, HELICAL, COMPRESSION: SC-B-12558 (80063)	EA	2	*	*	*	*	*	*	*	5	10			
P-F	6660-597-9098	A478 SPRING, HELICAL, COMPRESSION: SC-B-125603 (80063)	EA	1	*	*	*	*	*	*	*	4	5	14	0586	
P-F	6660-712-8426	A479 SPRING, HELICAL, COMPRESSION: SC-B-125614 (80063)	EA	1	*	*	*	*	*	*	*	4	5			
P-F	6660-712-8427	A480 SPRING, HELICAL, COMPRESSION: SC-B-125529 (80063)	EA	2	*	*	*	*	*	*	*	5	10			
P-F	5340-597-9477	A481 SPRING, HELICAL, EXTENSION: SC-D-125580 (80063)	EA	2	*	*	*	*	*	*	*	5	10			
P-F	5340-664-2847	A482 SPRING, HELICAL, TORSION: SC-B-125648 (80063)	EA	2	*	*	*	*	*	*	*	5	4			

SECTION V. REPAIR PARTS FOR DIRECT SUPPORT, GENERAL SUPPORT, AND MAINTENANCE (CONTINUED)																			
(1)	(2)	(3)	(4)	(5)	(6)			(7)			(8)	(9)	(10)						
SMR	FEDERAL	DESCRIPTION	UNIT	QTY	INC	IN	30-DAY	DS	MAINT	30-DAY	GS	MAINT	1 YR	DEPOT	ILLUSTRATIONS				
CODE	STOCK	REFERENCE NUMBER & MFR. CODE	OF	INC	IN	IN	ALLOWANCE	(A)	(B)	(C)	ALLOWANCE	(A)	(B)	(C)	ALW	PER	MAINT	(A)	(B)
	NUMBER		MEAS	UNIT			(A)	(B)	(C)	(A)	(B)	(C)	EQUIP	100	FIG	NO	NO	OR	
			USABLE ON				1-20	21-50	51-100	1-20	21-50	51-100	CNTG	EQUIP				NO	OR
			CODE										GY					NO	OR
																		NO	OR
P-F	6660-547-6032	A483 SPRING, HELICAL, TORSION: SC-B-125548 (80063)	EA	4	*	*	*	2	*	*	*	2	10	8					
P-F	5835-333-2966	A484 SPRING, HELICAL, TORSION: SC-B-125755 (80063)	EA	3	*	*	*	2	*	*	*	2	8	6					
P-F	6660-306-2112	A485 SPRING, SPIRAL, TORSION: SC-B-125593 (80063)	EA	1	*	*	*	*	*	*	*	*	4	2					
P-F	6645-392-9715	A486 STOP, LEVER: SC-B-125783 (80063)	EA	1	*	*	*	*	*	*	*	*	4	5					
P-F	6625-392-9716	A487 STOP, PLINGER: SC-B-125606 (80063)	EA	1	*	*	*	*	*	*	*	*	4	5	14	0588			
P-F	6660-392-9717	A488 STOP, RANGE LIMIT: SC-B-125623 (80063)	EA	1	*	*	*	*	*	*	*	*	4	4					
P-F	5307-392-8245	A489 STUD, CONTINUOUS THREAD: SC-B-125561 (80063)	EA	1	*	*	*	*	*	*	*	*	*4	3					
P-F	6660-725-7917	A490 STUD, SHOULDERED: SC-B-125514 (80063)	EA	2	*	*	*	*	*	*	*	*	5	6					
P-F	5307-399-7905	A491 STUD, THREADED: SC-B-125605 (80063)	EA	1	*	*	*	*	*	*	*	*	4	3	14	H503			
P-F	5930-254-9295	A492 SWITCH, LEVER: AN3234-2 (80063)	EA	1	*	*	*	*	*	*	*	*	5	5	12	S504			
P-F	5930-549-0601	A493 SWITCH, SENSITIVE: V3-23-JV-5 (91929)	EA	1	*	*	*	*	*	*	*	*	5	5	12	S504			
P-F	5930-201-5052	A494 SWITCH, THERMOSTATIC SC-D-12550-12 (80063)	EA	1	*	*	2	*	*	*	2	8	10	11	S501				
P-F	5930-249-6518	A495 SWITCH, THERMOSTATIC: SM-B-133917 (80063)	EA	1	*	*	2	*	*	*	2	8	10	11	S501				
P-F	5930-655-1515	A496 SWITCH, TOGGLE: SAVE AS A218	EA	1	REF	REF	REF	REF	REF	REF	REF	REF	REF	REF	11	S502			
P-F	5930-655-1523	A497 SWITCH, TOGGLE: ST42H (81349)	EA	1	*	*	*	*	*	*	*	*	5	5					
P-F	5330-297-0465	A498 WASHER, FLAT: SK-5320-595 (35529)	EA	1	*	*	*	*	*	*	*	*	4	5					
P-F	5310-209-0123	A499 WASHER, FLAT: SC-B-125518-3 (80063)	EA	2	*	*	*	*	*	*	*	*	5	10					
P-F	5310-595-6464	A500 WASHER, FLAT: R-503X (35529)	EA	1	*	*	*	*	*	*	*	*	4	5					
P-F	5310-853-6477	A501 WASHER, FLAT: SC-B-125518-5 (80063)	EA	1	*	*	*	*	*	*	*	*	4	3					
P-F	5330-285-6582	A502 WASHER, FLAT: SC-B-125751 (80063)	EA	1	*	*	*	*	*	*	*	*	4	5					
P-F	5310-682-5939	A503 WASHER, KEY: SC-B-125772 (80063)	EA	2	*	*	*	*	*	*	*	*	5	10					
P-F	5310-753-4447	A504 WASHER, KEY: SC-B-125753 (80063)	EA	1	*	*	*	*	*	*	*	*	4	5					
P-F	5310-209-6770	A505 WASHER, SHOULDERED AND RECESSED: SC-B-125613 (80063)	EA	1	*	*	*	*	*	*	*	*	4	5					
P-F	5310-753-4038	A506 WASHER, SPRING TENSION: SC-B-125773 (80063)	EA	1	*	*	*	*	*	*	*	*	4	5					
P-F	5310-753-4037	A507 WASHER, SPRING TENSION: SC-B-125528 (80063)	EA	1	*	*	*	*	*	*	*	*	4	5					
P-F	5310-753-4036	A508 WASHER SPRING TENSION: SC-B-125520 (80063)	EA	2	*	*	*	*	*	*	*	*	5	10					
P-F	5310-753-4032	A509 WASHER, SPRING TENSION: SC-B-125519 (80063)	EA	2	*	*	*	*	*	*	*	*	5	10					
P-F	5330-392-8274	A510 WASHER, THRUST: R-503-5 (35529)	EA	2	*	*	*	*	*	*	*	*	5	10					

SECTION V. REPAIR PARTS FOR DIRECT SUPPORT, GENERAL SUPPORT, AND MAINTENANCE (CONTINUED)

(1) SMR CODE	(2) FEDERAL STOCK NUMBER	(3) DESCRIPTION	(4) UNIT OF MEAS	(5) QTY INC IN UNIT	(6) 30-DAY DS MAINT ALLOWANCE			(7) 30-DAY GS MAINT ALLOWANCE			(8) 1 YR ALW PER EQUIP	(9) DEPOT MAINT ALW PER EQUIP	(10) ILLUSTRATIONS (A) (B) FIG ITEM NO OR NO REFERENCE DESIGNATION	
		REFERENCE NUMBER & MFR. CODE	USABLE ON CODE		(A) 1-20	(B) 21-50	(C) 51-100	(A) 1-20	(B) 21-50	(C) 51-100	CNTG	100 EQUIP		
P-F	6660-264-5431	A511 WINDOW, OBSERVATION: SC-B-125541 (80063)	16,17,18, 19 EA	1	*	*	*	*	*	*	4	5	1 10	MS501
P-F	6660-377-0176	A512 WIRE ROPE ASSEMBLY, SINGLE LEG: SC-B-125626 (80063)	16,17,18, 19 EA	1	*	*	*	*	*	*	5	5		

SECTION VII. INDEX-FEDERAL STOCK NUMBER CROSS REFERENCE

TO FIGURE AND ITEM NUMBER OR REFERENCE DESIGNATION (CONTINUED)

FEDERAL STOCK NUMBER	FIGURE NUMBER	ITEM NUMBER OR REF DESIGNATION	FEDERAL STOCK NUMBER	FIGURE NUMBER	ITEM NUMBER OR REF DESIGNATION
1430-712-8435	12	A562	5905-258-6124	5	R203
2090-370-3725	1	A519	5905-268-2534	5	R213
3020-204-2421	13	0541	5905-279-1718	18	R436
5120-288-7812	2	MP104	5905-279-1719	9	R318
5120-293-3603	2	MP103	5905-279-1739	18	R424
5307-399-7905	14	H503	5905-279-1739	18	R425
5335-274-5238	20	04	5905-279-1739	18	R426
5335-377-0087	3	0206	5905-279-1739	18	R427
5355-284-5172	3	E202	5905-279-1754	9	R312
5355-284-5172	3	E203	5905-279-1754	9	R328
5355-667-5972	3	E204	5905-279-1876	7	R334
5355-668-5969	10	H523	5905-279-1876	7	R335
5905-059-8104	4	R201	5905-279-1876	18	R409
5905-059-9871	5	R207	5905-279-1876	18	R430
5905-171-1976	18	R414	5905-279-1880	9	R351
5905-171-1998	9	R305	5905-279-1883	9	R309
5905-171-1998	18	R419	5905-279-1943	9	R303
5905-171-2004	9	R321	5905-279-2337	4	R208
5905-171-2005	18	T404	5905-279-2514	9	R310
5905-173-6027	18	R416	5905-279-2514	9	R338
5905-173-6746	5	R206	5905-279-2514	9	R359
5905-174-2672	18	R416	5905-279-2517	9	R308
5905-174-4976	4	R214	5905-279-2519	9	R311
5905-185-6946	9	R319	5905-279-2522	18	R413
5905-185-6946	18	R410	5905-279-2531	18	R05
5905-185-6946	18	R432	5905-279-2531		R406
5905-185-6946		R440	5905-279-2531	18	R422
			5905-279-2531	18	R423
5905-185-8510	9	R337	5905-279-2618	18	R411
5905-185-8510	9	R340	5905-279-3494	18	R403
5905-185-8510	18	R415	5905-279-3505	9	R343
5905-190-8881	9	R346	5905-279-3513	9	R329
5905-190-8885	18	R420	5905-279-5042	4	R201
5905-190-8887	9	R333	5905-279-7517	5	R204
5905-192-0390	9	R307	5905-295-3403	9	R302
5905-192-0390	9	R320	5905-295-3563	5	R212
5905-192-0390	9	R339	5905-296-8327	5	R205
5905-192-0390	9	R341	5905-299-1971	8	R336
5905-192-0390	9	R342	5905-299-1971	18	R436
5905-192-0390	9	R344	5905-299-1989	18	R401
5905-192-0390	9	R345	5905-299-1989	18	R421
5905-192-0390		R348	5905-299-2000	18	R402
5905-192-0390	9	R350	5905-299-2002	9	R301
5905-192-0390	9	R360	5905-299-2019	9	R332
5905-192-0450	9	R323	5905-299-2020	9	R313
5905-192-0450	9	R327	5905-376-9919	5	R205
5905-192-0660	9	R330	5905-392-9424	5	R210
5905-192-0660	18	R433	5905-501-5184	7,8	R314
5905-192-0660	18	R435	5905-501-5184	16	R412
5905-192-0667	9	R324	5905-501-5184	18	R434
5905-192-0667	9	R347	5905-503-9165	7,8	R306
5905-192-0667	18	R428	5905-542-8053	5	R215
5905-192-0667	18	R429	5905-542-8053	7,8	R304
5905-195-6453	18	R407	5905-542-8053	7,8	R317
5905-195-6761	9	R316	5905-542-8053	7/8	R326
5905-195-6761	9	R325	5905-545-8103	5	R209
5905-195-6761	9	R349	5905-552-2260	7,8	R306
5905-195-6817	9	R322	5905-552-2400	4	R211
5905-221-5842	9	R353	5905-577-6346	7,8	R304
5905-221-5842	9	R354	5905-577-6346	7,8	R317
5905-221-5842	9	R355	5905-577-6346	7,8	R326
5905-221-5842	9	R356	5905-617-8098	5	R207
5905-221-5842	9	R357	5905-636-6710	17	R417
5905-221-5842	9	R358	5905-636-6710	17	R418
5905-221-5842	18	R439	5905-636-8324	4	R202
5905-249-3642	9	R315	5905-636-8371	17	R438
5905-249-3642	18	R437	5905-642-2444	17	R438
5905-249-3663	18	R408	5905-642-4958	5	R204
5905-249-9491	9	R352	5905-643-6284	7,8	R314
5905-254-1777	18	R431	5905-643-6284	16	R412

SECTION VII. INDEX-FEDERAL STOCK NUMBER CROSS REFERENCE

TO FIGURE AND ITEM NUMBER OR REFERENCE DESIGNATION (CONTINUED)

FEDERAL STOCK NUMBER	FIGURE NUMBER	ITEM NUMBER OR REF DESIGNATION	FEDERAL STOCK NUMBER	FIGURE NUMBER	ITEM NUMBER OR REF DESIGNATION
5905-643-6284	16	R434	5910-825-1842	17	C410
5905-644-5476	5	R206	5910-825-1842	17	0411
5905-646-5957	4	R214	5910-825-1842	17	C412
5905-665-5364	5	R212	5910-825-1842	17	C413
5905-715-5365	4	R202	5910-825-1842	17	C417
5905-815-3417	5	R210	5910-825-1842	17	C418
5905-818-0449		R331	5910-825-1842	17	C419
5905-857-5527		R331	5910-995-0950	9	C304
5905-857-5541	5	R203	5910-995-0950	9	C309
5905-857-5542	5	R209	5920-235-8362		F403
5910-101-5615	9	C308	5920-235-8362		F404
5910-101-5616	9	C308	5920-503-2203	16	F401
5910-101-5622	9	C321	5920-503-2203		F402
5910-112-7424	6	C301	5925-521-0389	4	K201
5910-112-7424	6	C303	5925-521-0389	4	K202
5910-112-7596	9	C319	5925-682-4058	4	K201
5910-112-7596	9	C320	5930-050-2685	4	S204
5910-112-7596	9	C322	5930-050-2708	4	S203
5910-112-7596	9	C323	5930-108-6744	4	S201
5910-112-7596	18	C422	5930-201-5052	11	S501
5910-120-1687	15	C402	5930-249-6518	11	S501
5910-120-1687	15	C406	5930-254-9295	12	S504
5910-120-1687	15	C407	5930-549-0280	4	S202
5910-120-1687	15	C408	5930-549-0601	12	S504
5910-120-1687	15	C415	5930-655-1515	7	S301
5910-120-1687		C416	5930-655-1515	11	S502
5910-120-1687	15	C420	5930-655-1575	20	S1
5910-129-6260	20	C1	5935-149-3083	20	P1
5910-129-6260	12	C501	5935-173-5906	2	J102
5910-129-6260		C502	5935-173-5906	2	J103
5910-160-1158	9	C305	5935-173-5906	2	J104
5910-194-8706	9	C302	5935-173-5906	7, 8	J301
5910-194-8777	6	C301	5935-173-5906	7, 8	J302
5910-194-8777	6	C303	5935-201-2478	15	P401
5910-196-2533	6	C306	5935-237-3960	16	J401
5910-196-2533	6	C307	5935-237-3960	16	J402
5910-196-2586	17	C403	5935-237-3960	16	J403
5910-196-2586	17	C404	5935-237-3960	16	J404
5910-196-2586	17	C405	5935-237-3960	16	J405
5910-196-2586	17	C410	5935-237-3960	16	J406
5910-196-2586	17	C413	5935-237-3960	16	J407
5910-196-2586	17	C417	5935-237-3960	16	J408
5910-196-2586		C418	5935-237-3960	16	J409
5910-196-2586	17	C419	5935-237-3960	16	J410
5910-262-8532	6	C311	5935-237-3960	16	J411
5910-262-8532	6	C313	5935-237-3960	16	J412
5910-262-8532	6	C314	5935-237-3960	16	J413
5910-262-8533	6	C312	5935-237-3960	16	J414
5910-264-8352	6	C310	5935-237-3960	16	J415
5910-280-7180	6	C324	5935-237-3960	16	J416
5910-284-4043	7	C331	5935-237-3960	16	J417
5910-284-4043	7	C332	5935-258-7852	7	J325
5910-543-0772	6	C317	5935-280-1874	2	J101
5910-543-1189	9	C334	5935-280-2234	16	J405
5910-578-1368	8	C333	5935-280-2234	16	J414
5910-578-1368	15	C409	5935-283-7104	5	P201
5910-578-1368	15	C414	5935-283-7104	5	P202
5910-578-1368		C421	5935-283-7104	6, 7	P301
5910-615-0340	6	C306	5935-283-7104	6, 7	P302
5910-615-0340	6	C307	5935-283-7104	12	P501
5910-644-6163	9	C319	5935-295-3326	2	J105
5910-644-6163	9	C320	5935-501-5488	7	J326
5910-644-6163	9	C322	5935-501-5488	16	J416
5910-644-6164	9	C323	5935-539-0734	16	J407
5910-752-4843	15	C401	5935-549-9278		J309
5910-825-1842	6	C324	5935-549-9278	7	J312
5910-825-1842	17	C403	5935-549-9278	7	J314
5910-825-1842	17	C404	5935-549-9278	7	J317
5910-825-1842	17	C405	5935-549-9278		J320

SECTION VII. INDEX-FEDERAL STOCK NUMBER CROSS REFERENCE

TO FIGURE AND ITEM NUMBER OR REFERENCE DESIGNATION (CONTINUED)

FEDERAL STOCK NUMBER	FIGURE NUMBER	ITEM NUMBER OR REF DESIGNATION	FEDERAL STOCK NUMBER	FIGURE NUMBER	ITEM NUMBER OR REF DESIGNATION
5935-549-9278	7	J321	5960-193-5145	6	V302
5935-549-9278	7	J322	5960-193-5145	6	V310
5935-549-9278		J323	5960-262-0167	6	V304
5935-549-9278		J324	5960-262-0167	6	V305
5935-549-9278	16	J403	5960-262-0167	6	V306
5935-549-9278	16	J408	5960-262-0167	6	V307
5935-549-9278	16	J410	5960-262-0210	6	V301
5935-549-9278	16	J411	5960-262-0210	6	V303
5935-549-9279	16	J409	5960-284-5823	15	V401
5935-577-2336	7	J303	5960-284-5823		V408
5935-577-2336	7	J304	5960-617-6097	15	V402
5935-577-2336	7	J305	5960-669-6861	15	V405
5935-577-2336	7	J306	5960-669-6861	15	V406
5935-577-2336	7	J307	5960-827-8782	6	V302
5935-577-2336	7	J308	5960-827-8782	6	V309
5935-577-2336	7	J309	5960-827-8782	6	V309
5935-577-2336	7	J310	5960-827-8782	6	V310
5935-577-2336	7	J311	5965-284-6673	4	LS201
5935-577-2336	7	J312	6105-376-2213	20	B1
5935-577-2336	7	J313	6105-635-3071	11	B501
5935-577-2336	7	J314	6105-643-4662	12	B502
5935-577-2336	7	J315	6125-330-9728	6	G301
5935-577-2336	7	J316	6150-548-1713	11	W501
5935-577-2336	7	J317	6150-548-1713	11	W502
5935-577-2336	7	J318	6210-228-6031	3	R232
5935-577-2336	7	J320	6210-834-3628	4	X1201
5935-577-2336	7	J321	6240-179-1811	9	E301
5935-577-2336	7	J322	6240-179-1811	9	E302
5935-577-2336	7	J323	6240-179-1811	9	E303
5935-577-2336	7	J324	6240-179-1811	9	E304
5935-577-2336	7	J325	6240-179-1811	9	E305
5935-577-2336	7	J326	6240-179-1811	9	E306
5935-577-2336	7	J328	6240-179-1811	18	E401
5935-644-7143	17	J418	6250-159-1379	11	J501
5935-681-5689	7	J304	6250-159-1379	11	J502
5935-681-5689	7	J310	6250-159-1379	11	J503
5935-681-5689	7	J313	6250-159-1379	11	J504
5935-681-5689	7	J318	6625-255-5814	3	M201
5935-681-5689	16	J401	6625-392-9716	14	0588
5935-681-5689	16	J402	6625-668-9516	3	N202
5935-681-5689	16	J404	6660-264-5431	1, 10	MS501
5935-681-5689		J412	6660-288-5037	13	0707
5935-683-5978	7	J303	6660-288-5037	13	0708
5935-683-5978	7	J306	6660-322-4639	10	N501
5935-683-5978		J308	6660-327-6481	12	0571
5935-683-5978		J328	6660-370-3720	12	0570
5935-685-9396	7	J305	6660-370-3727	14	0552
5935-685-9396	16	J406	6660-373-2838	10	HR501
5935-685-9396	16	J413	6660-376-9565	14	0576
5935-685-9396		J415	6660-392-9616	2	0114
5935-685-9396	16	J417	6660-392-9711	14	0554
5940-983-6082	20	E1	6660-392-9723	13	0712
5945-376-9503	15	K401	6660-392-9723	13	0713
5945-523-5723	12, 14	L501	6660-392-9740	13	0729
5950-295-7642	15	L402	6660-392-9741	13	0730
5950-376-9663	14	L401	6660-517-0505	13	0709
5950-645-4756	6	T301	6660-517-0505	13	0710
5950-645-6015	6	L301	6660-528-1673	13	0542
5950-646-0459	15	T401	6660-597-9098	14	0586
5950-646-3108	6	T302	6660-663-4711	10	0567
5960-166-7663	6	V301	6660-663-7917	10	0551
5960-166-7663	6	V303	6660-711-5386	19	MP1
5960-166-7663	15	V407	6660-713-1045		A386
5960-166-7674	15	V409	6660-765-5419	6	W301
5960-166-7676	15	V403			
5960-166-7676	15	V410			
5960-167-0389	15	V404			
5960-167-0389	15	V411			
5960-188-0933	6	V308			


**SECTION VIII. INDEX- REFERENCE DESIGNATION
CROSS REFERENCE TO PAGE NUMBER**

REFERENCE DESIGNATION	PAGE NUMBER	REFERENCE DESIGNATION	PAGE NUMBER	REFERENCE DESIGNATION	PAGE NUMBER
A386	23	E305	14	K202	9
A519	26	E306	14	K401	19
A562	22	F401	18	L301	14
B1	9	F401	18	L401	18
B501	24	F402	18	L402	19
B502	24	F403	18	L501	26
C1	9	F404	18	LS201	10
C301	12	G301	13	M201	10
C302	12	H503	27	M202	12
C303	12	H523	25	MPL	9
C304	12	HR501	23	MPL03	8
C305	12	J101	8	MPL04	9
C306	12	J102	8	MS501	28
C307	12	J103	8	N501	25
C308	12	J104	8	O4	9
C309	12	J105	8	O114	9
C310	12	J301	13	O206	12
C311	13	J302	13	O541	23
C312	13	J303	14	O542	23
C313	13	J304	14	O551	24
C314	13	J305	14	O552	24
C317	13	J306	14	O554	24
C319	12	J307	14	O567	25
C320	12	J308	14	O570	26
C321	12	J309	14	O571	26
C322	12	J310	14	O576	26
C323	12	J311	14	O586	26
C324	12	J312	14	O588	27
C331	12	J313	14	O707	23
C332	12	J314	14	O708	23
C333	13	J315	14	O709	23
C334	12	J316	14	O710	23
C401	16	J317	14	O712	24
C402	16	J318	14	O713	24
C403	16	J320	14	O729	25
C404	16	J321	14	O730	25
C405	16	J322	14	PL	9
C406	16	J323	14	P201	10
C407	16	J324	14	P202	10
C408	16	J325	14	P301	13
C409	16	J326	14	P302	13
C410	16	J328	14	P401	18
C411	16	J401	18	P501	22
C412	16	J402	18	R201	11
C413	16	J403	18	R202	11
C414	16	J404	18	R203	11
C415	16	J405	18	R204	11
C416	16	J406	18	R205	11
C417	16	J407	18	R206	11
C418	16	J408	18	R207	10
C419	16	J409	18	R208	11
C420	16	J410	18	R209	10
C421	16	J411	18	R210	10
C422	16	J412	18	R211	11
C501	22	J413	18	R212	11
C502	22	J414	18	R213	11
E1	9	J415	18	R214	11
E202	10	J416	18	R215	11
E203	10	J417	18	R301	15
E204	10	J418	18	R302	15
E232	10	J501	23	R303	15
E301	14	J502	23	R304	16
E302	14	J503	23	R305	15
E303	14	J504	23	R306	16
E304	14	K201	9	R307	15

SECTION VIII. INDEX-REFERENCE DESIGNATION

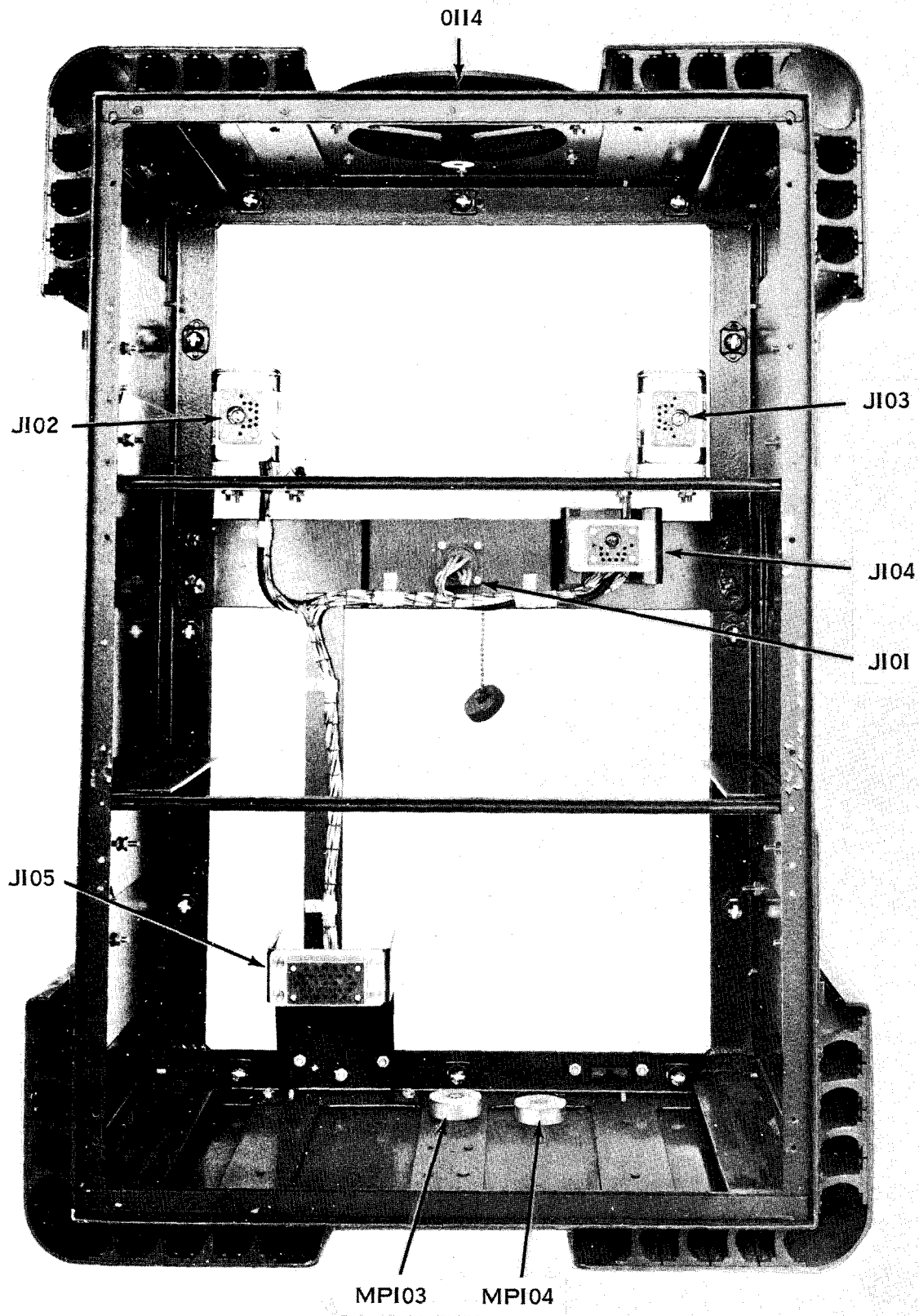
CROSS REFERENCE TO PAGE NUMBER (CONTINUED)

REFERENCE DESIGNATION	PAGE NUMBER	REFERENCE DESIGNATION	PAGE NUMBER	REFERENCE DESIGNATION	PAGE NUMBER
R308	15	R414	19		
R309	15	R415	19		
R310	15	R416	20		
R311	15	R417	20		
R312	15	R418	20		
R313	15	R419	19		
R314	16	R420	19		
R315	15	R421	20		
R316	15	R422	20		
R317	16	R423	20		
R318	14	R424	19		
R319	15	R425	19		
R320	15	R426	19		
R321	14	R427	19		
R322	14	R428	19		
R323	15	R429	19		
R324	15	R430	19		
R325	15	R431	19		
R326	16	R432	19		
R327	15	R433	19		
R328	15	R434	20		
R329	14	R435	19		
R330	15	R436	19		
R331	15	R437	19		
R332	14	R438	20		
R333	14	R439	19		
R334	14	R440	19		
R335	14	S1	9		
R336	14	S201	12		
R337	14	S202	11		
R338	15	S203	11		
R339	15	S204	12		
R340	14	S301	16		
R341	15	S501	27		
R342	15	S502	27		
R343	14	S504	27		
R344	15	T301	16		
R345	15	T302	16		
R346	14	T401	21		
R347	15	V301	13		
R348	15	V302	13		
R349	15	V303	13		
R350	15	V304	13		
R351	14	V305	13		
R352	15	V306	13		
R353	15	V307	13		
R354	15	V308	13		
R355	15	V309	13		
R356	15	V310	13		
R357	15	V401	18		
R358	15	V402	18		
R359	15	V403	18		
R360	15	V404	18		
R401	20	V405	18		
R402	19	V406	18		
R403	19	V407	18		
R404	19	V408	18		
R405	20	V409	18		
R406	20	V410	18		
R407	19	V411	18		
R408	19	W301	12		
R409	19	W501	21		
R410	19	W502	21		
R411	19	XI201	10		
R412	20				
R413	19				




EL 6660-204-25P-I

Figure 1. Radiosonde Recorder AN-TMQ-5A, front view operation components.




EL 6660-204-25P-2

Figure 2. Electrical Equipment Cabinet CY-1390/TMQ-5, components removed.



EL 6660-204-25P-3

Figure 3. Control Panel C-834/TMQ-5, front view.



EL6660-204-25P-4

Figure 4. Control Panel C-834/TMQ-5, rear view.



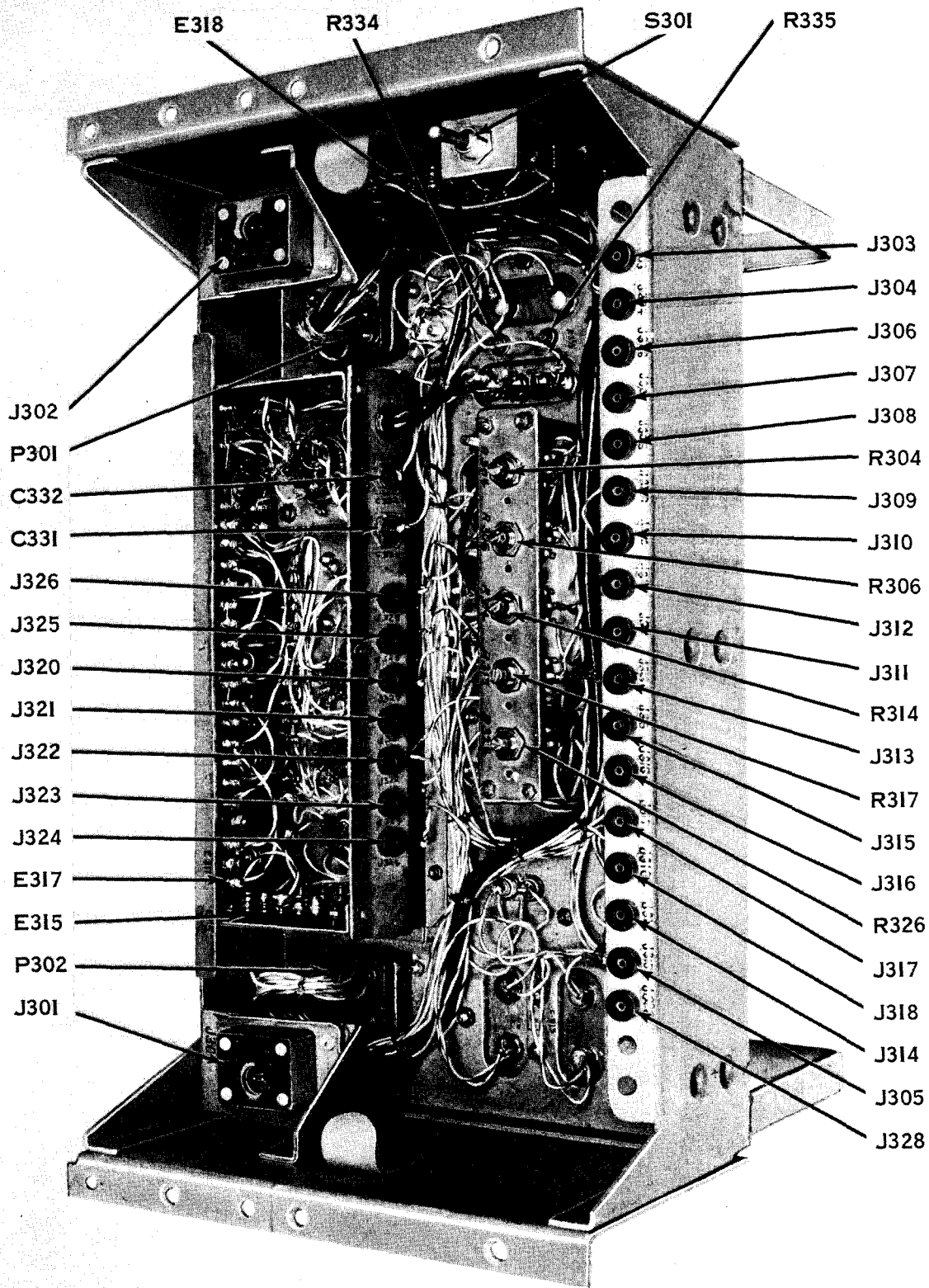


Figure 5. Control Panel C-83.4/TMQ-5, front view.



EL 6660-204-25P-6

Figure 6. Signal Data Connector CV-146/TMQ-5, top view.



EL 6660-204-25P-7

Figure 7. Signal Data Connector CV-146/TMQ-5, bottom view, showing test terminal location.


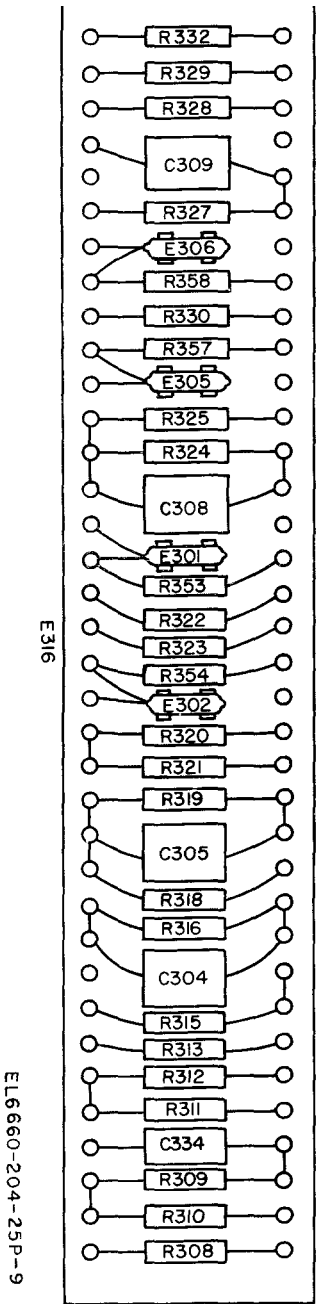
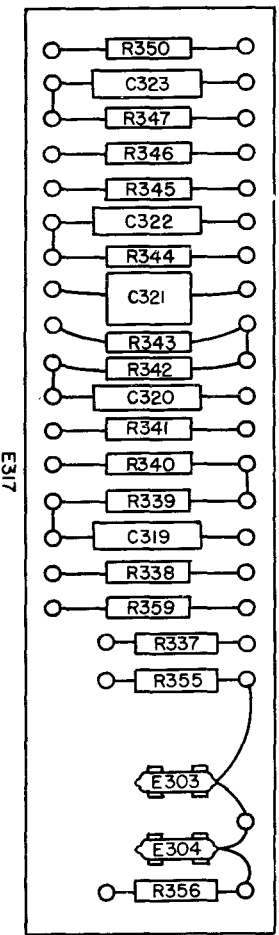
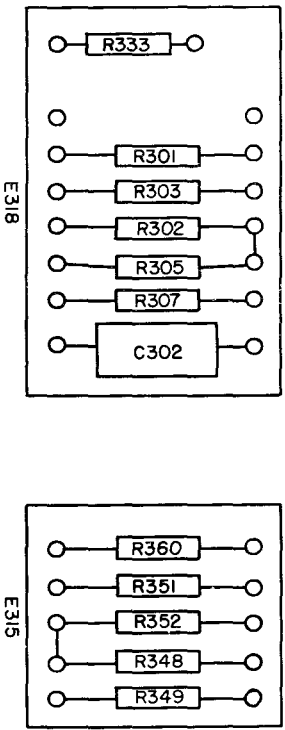


Figure 8. Signal Data Connector CV-146/TMQ-5, bottom view.



EL6660-204-25P-9

Figure 9. Signal Data Connector CV-146/TMQ-5, terminal board.




Figure 10. Frequency-Time Recorder RD-88/TMQ-5, front view.




Figure 11. Frequency-Time Recorder RD-88/TMQ-5, top view.


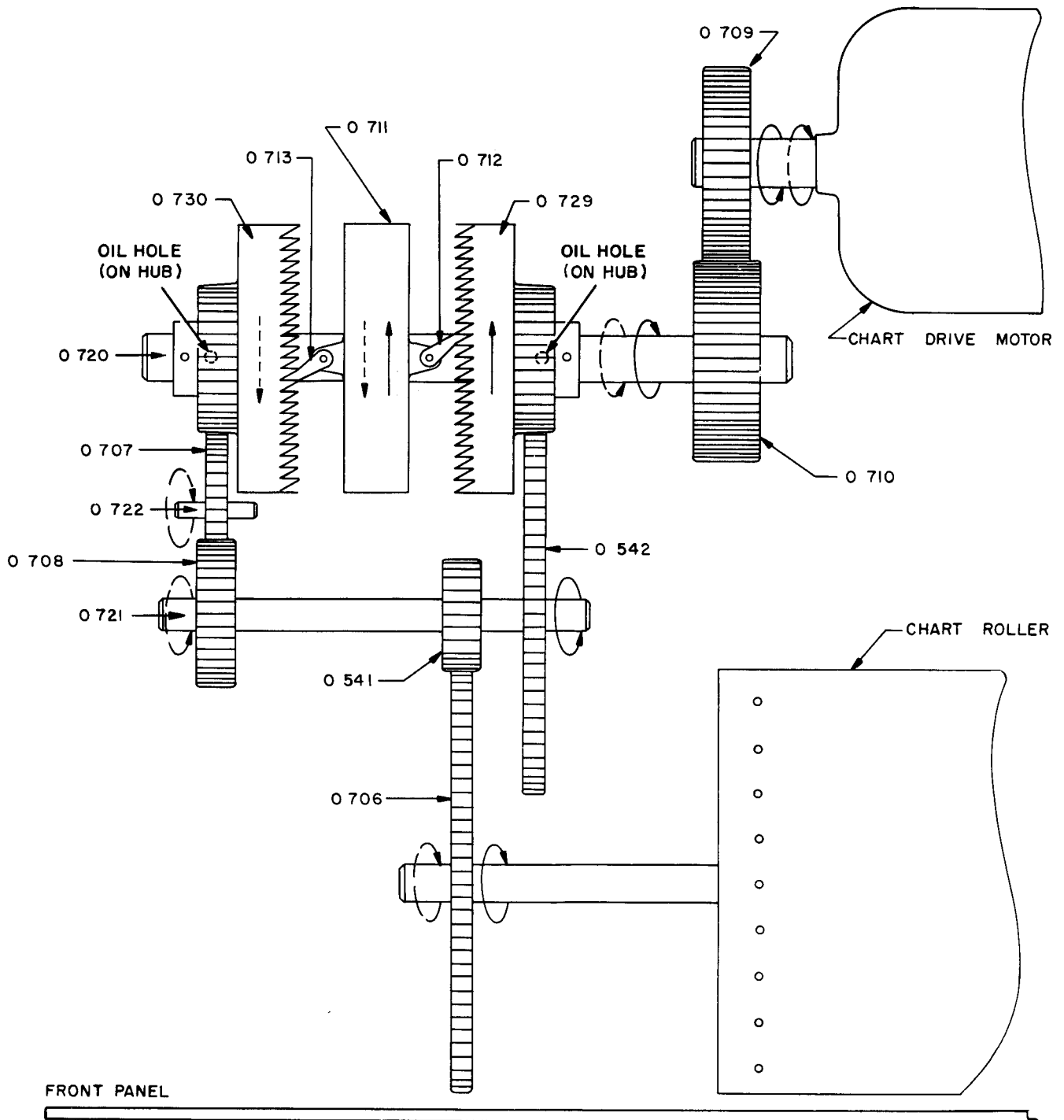


Figure 12. Frequency-Time Recorder RD-88/TMQ-5, bottom view.



EL 6560-204-25P-13

Figure 13. Frequency-Time Recorder RD-88/TMQ-5, view of two-speed chart drive gear train.

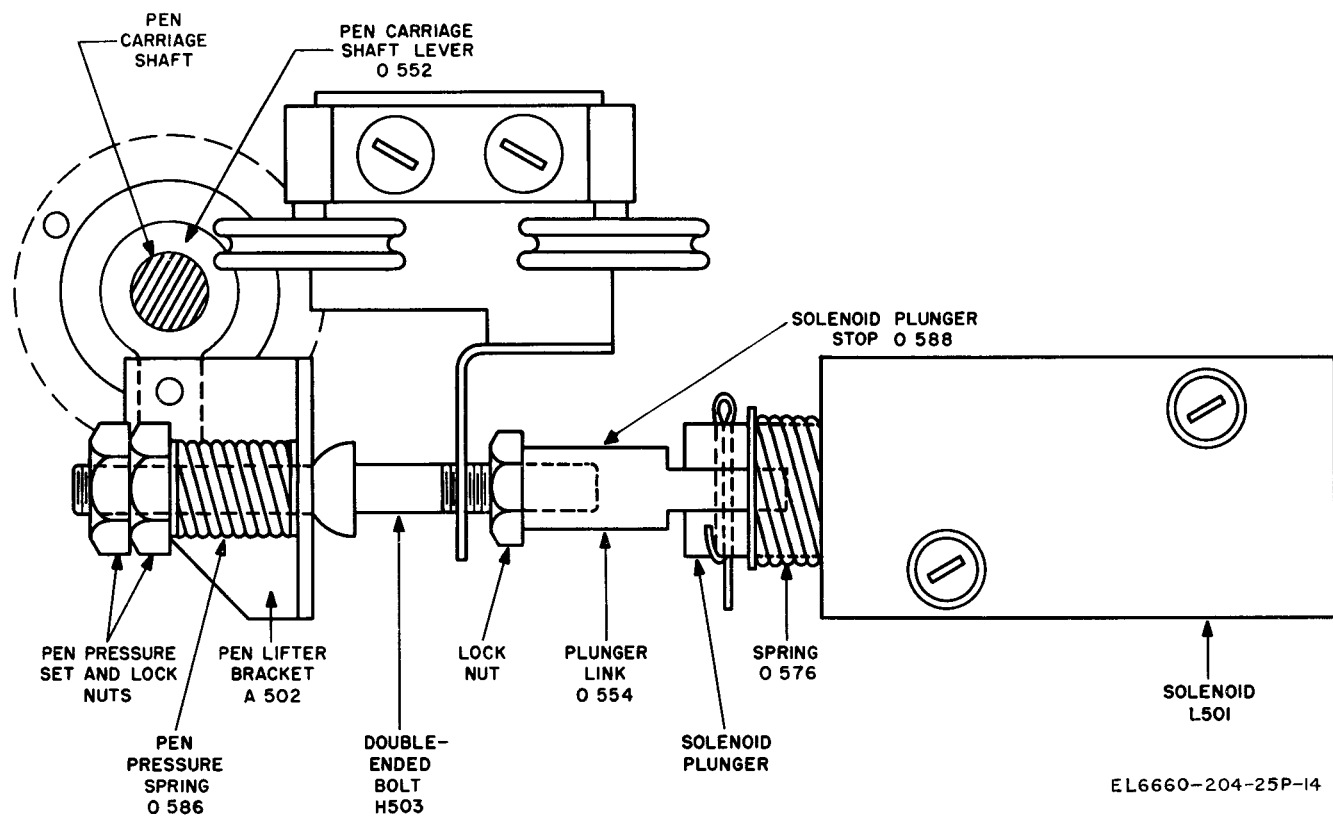



Figure 14. Frequency-Time Recorder RD-88/TMQ-5, view of the pen-lifter mechanism.



EL 6660-204-25P-15

Figure 15. Power Supply PP-468/TMQ-5, top view.


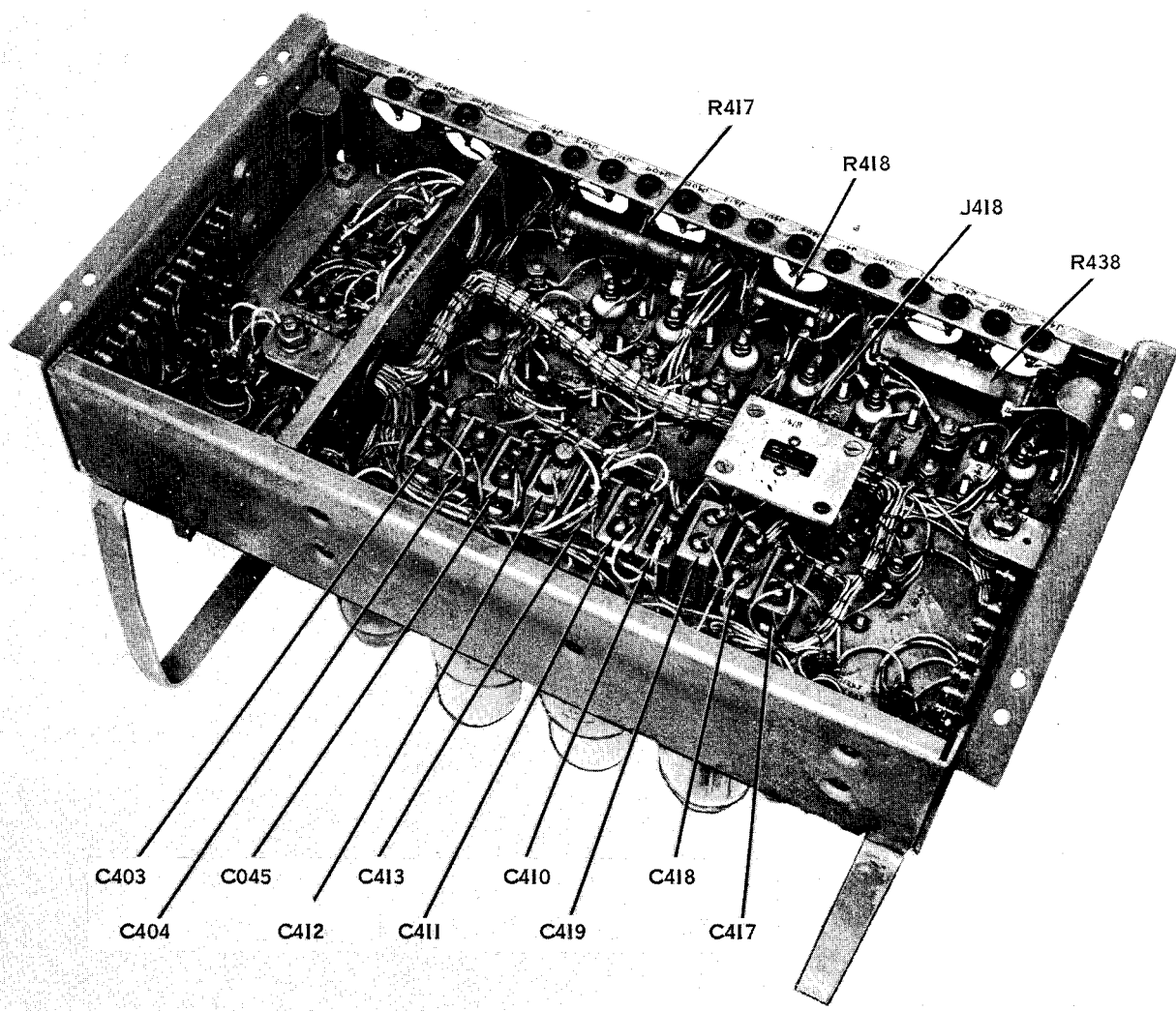


Figure 16. Power Supply PP-968/TMQ-5, bottom view.



EL 6660-204-25P-17

Figure 17. Power Supply PP-968/TMQ-5, bottom view.

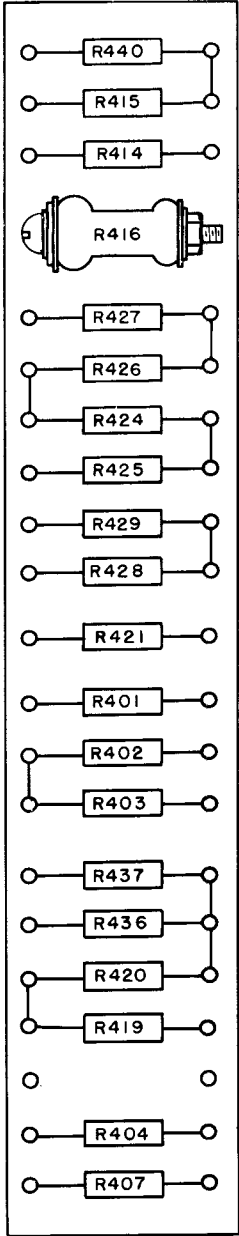
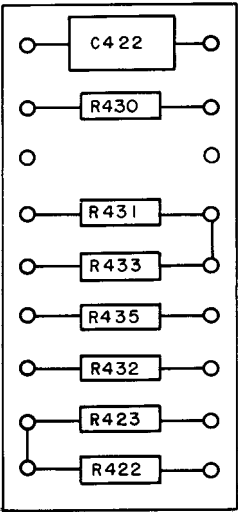
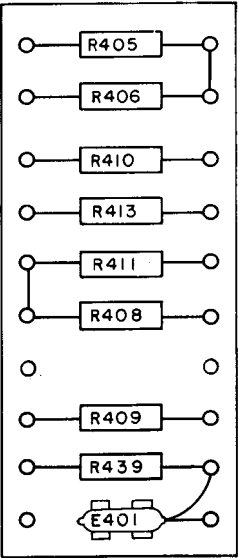



Figure 18. Power Supply PP-968/TMQ-5, terminal boards.



MPI

EL 6660-204-25P-19

Figure 19. Electrical Equipment Cabinet Subassembly Mx-1482/TMQ-5, front view.




Figure 20. Electrical Equipment Cabinet Subassembly MX-1482/TMQ-5, rear view.

By Order of the Secretary of the Army:

W. C. WESTMORELAND,
General, United States Army,
Chief of Staff.

Official:

KENNETH G. WICKHAM,
Major General, United States Army,
The Adjutant General.

Distribution:

Active Army:

USASA (2)
CNGB (1)
ACSC-E (2)
Dir of Trans (1)
CofEngrs (1)
TSG (1)
Cof SptS (1)
USAARENBD (2)
USAFABD (2)
USACDC Agcy (1)
USAMC (1)
CONARC (5)
ARADCOM (5)
ARADCOM Rgn (2)
OS Maj Comd (4) except
 USARYIS (3)
 USAREUR (5)
LOGCOMD (2) except
 1st LOGCOMD (10)
 9th LOGCOMD (10)
USAMICOM (4)
USATECOM (2)
USASTRATCOM (4)
USAESC (70)
MDW (1)
Armies (2)
Corps (2)
 1st Cav Div (5)
 Svc Colleges (2)
USASCS (10)
USASESS (10)
USAADS (2)
USAFAS (2)
USAARMS (2)
USAIS (2)
USAES (2)
USAINTS (3)
USATC Armor (2)
USATC Inf (2)
USASTC (2)
WRAMC (1)
 Army Pic Cen (2)
USACDCEC (10)
 Instl (2) except
 Ft Gordon (10)

Ft Huachuca (10)
Ft Carson (25)
Ft Knox (12)
WSMR (5)
Gen Deps (2)
Sig Sec Gen Deps (5)
Sig Dep (12)
Sig FLDMS (2)
Army Dep (2) except
 LBAD (14)
 SAAD (30)
 TOAD (14)
 LEAD (7)
 SHAD (3)
 NAAD (5)
 SVAD (5)
 CHAD (3)
 ATAD (10)
USATOPCOM (1)
USAERDAA (2)
USAERDAW (13)
USACRREL (2)
MAAG (1)
USARMIS (1)
DPG (3)
JPG (3)
Units org under fol TOE
 (2 copies each):
 6-100 7-100
 6-185 11-15
 6-186 11-35
 6-200 11-36
 6-201 11-95
 6-300 11-158
 6-302 11-215
 6-385 11-237
 6-386 11-500 (AA-AC)
 6-525 17
 6-526 17-100
 6-565 37
 6-575 37-100
 6-576 39-51
 6-700 57
 6-701 67
 7

NG: State AG (3); units—same as active Army except allowance is one (1) each.

USAR: None.

For explanation of abbreviations used, see AR 310-50.

RECOMMENDED CHANGES TO EQUIPMENT TECHNICAL PUBLICATIONS

SOMETHING WRONG

WITH THIS PUBLICATION?



THEN . . . JOT DOWN THE DOPE ABOUT IT ON THIS FORM, FOLD IT, AND DROP IT IN THE MAIL!

FROM: (PRINT YOUR UNIT'S COMPLETE ADDRESS)

DATE SENT

PUBLICATION NUMBER

PUBLICATION DATE

PUBLICATION TITLE

BE EXACT . . . PIN-POINT WHERE IT IS

PAGE NO.	PARA-GRAPH	FIGURE NO.	TABLE NO.

IN THIS SPACE TELL WHAT IS WRONG AND WHAT SHOULD BE DONE ABOUT IT:

PRINTED NAME, GRADE OR TITLE, AND TELEPHONE NUMBER

SIGN HERE

THE METRIC SYSTEM AND EQUIVALENTS

WEIGHT MEASURE

1 Centimeter = 10 Millimeters = 0.01 Meters = 0.3937 Inches
 1 Meter = 100 Centimeters = 1000 Millimeters = 39.37 Inches
 1 Kilometer = 1000 Meters = 0.621 Miles

WEIGHTS

1 Gram = 0.001 Kilograms = 1000 Milligrams = 0.035 Ounces
 1 Kilogram = 1000 Grams = 2.2 lb.
 1 Metric Ton = 1000 Kilograms = 1 Megagram = 1.1 Short Tons

LIQUID MEASURE

1 Milliliter = 0.001 Liters = 0.0338 Fluid Ounces
 1 Liter = 1000 Milliliters = 33.82 Fluid Ounces

SQUARE MEASURE

1 Sq. Centimeter = 100 Sq. Millimeters = 0.155 Sq. Inches
 1 Sq. Meter = 10,000 Sq. Centimeters = 10.76 Sq. Feet
 1 Sq. Kilometer = 1,000,000 Sq. Meters = 0.386 Sq. Miles

CUBIC MEASURE

1 Cu. Centimeter = 1000 Cu. Millimeters = 0.06 Cu. Inches
 1 Cu. Meter = 1,000,000 Cu. Centimeters = 35.31 Cu. Feet

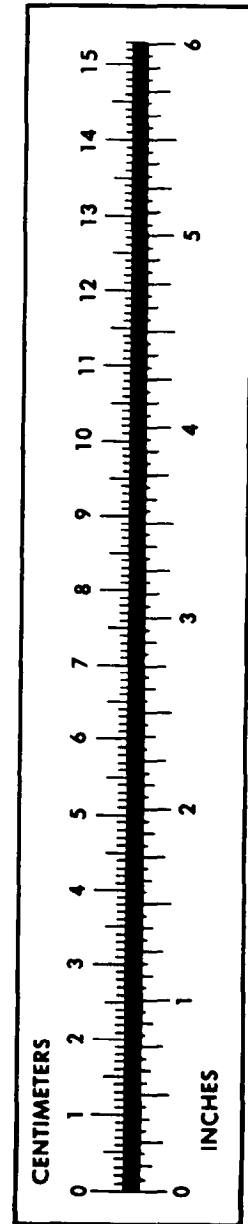
TEMPERATURE

$5/9(^{\circ}\text{F} - 32) = ^{\circ}\text{C}$
 212° Fahrenheit is equivalent to 100° Celsius
 90° Fahrenheit is equivalent to 32.2° Celsius
 32° Fahrenheit is equivalent to 0° Celsius
 $9/5^{\circ}\text{C} + 32 = ^{\circ}\text{F}$

APPROXIMATE CONVERSION FACTORS

TO CHANGE	TO	MULTIPLY BY
Inches	Centimeters	2.540
Feet	Meters	0.305
Yards	Meters	0.914
Miles	Kilometers	1.609
Square Inches	Square Centimeters	6.451
Square Feet	Square Meters	0.093
Square Yards	Square Meters	0.836
Square Miles	Square Kilometers	2.590
Acres	Square Hectometers	0.405
Cubic Feet	Cubic Meters	0.028
Cubic Yards	Cubic Meters	0.765
Fluid Ounces	Milliliters	29.573
its	Liters	0.473
arts	Liters	0.946
allons	Liters	3.785
Ounces	Grams	28.349
Pounds	Kilograms	0.454
Short Tons	Metric Tons	0.907
Pound-Feet	Newton-Meters	1.356
Pounds per Square Inch	Kilopascals	6.895
Miles per Gallon	Kilometers per Liter	0.425
Miles per Hour	Kilometers per Hour	1.609

TO CHANGE	TO	MULTIPLY BY
Centimeters	Inches	0.394
Meters	Feet	3.280
Meters	Yards	1.094
Kilometers	Miles	0.621
Square Centimeters	Square Inches	0.155
Square Meters	Square Feet	10.764
Square Meters	Square Yards	1.196
Square Kilometers	Square Miles	0.386
Square Hectometers	Acres	2.471
Cubic Meters	Cubic Feet	35.315
Cubic Meters	Cubic Yards	1.308
Milliliters	Fluid Ounces	0.034
Liters	Pints	2.113
Liters	Quarts	1.057
ers	Gallons	0.264
ms	Ounces	0.035
ograms	Pounds	2.205
Metric Tons	Short Tons	1.102
Newton-Meters	Pounds-Feet	0.738
Kilopascals	Pounds per Square Inch	0.145
ometers per Liter	Miles per Gallon	2.354
ometers per Hour	Miles per Hour	0.621



PIN: 016173-000